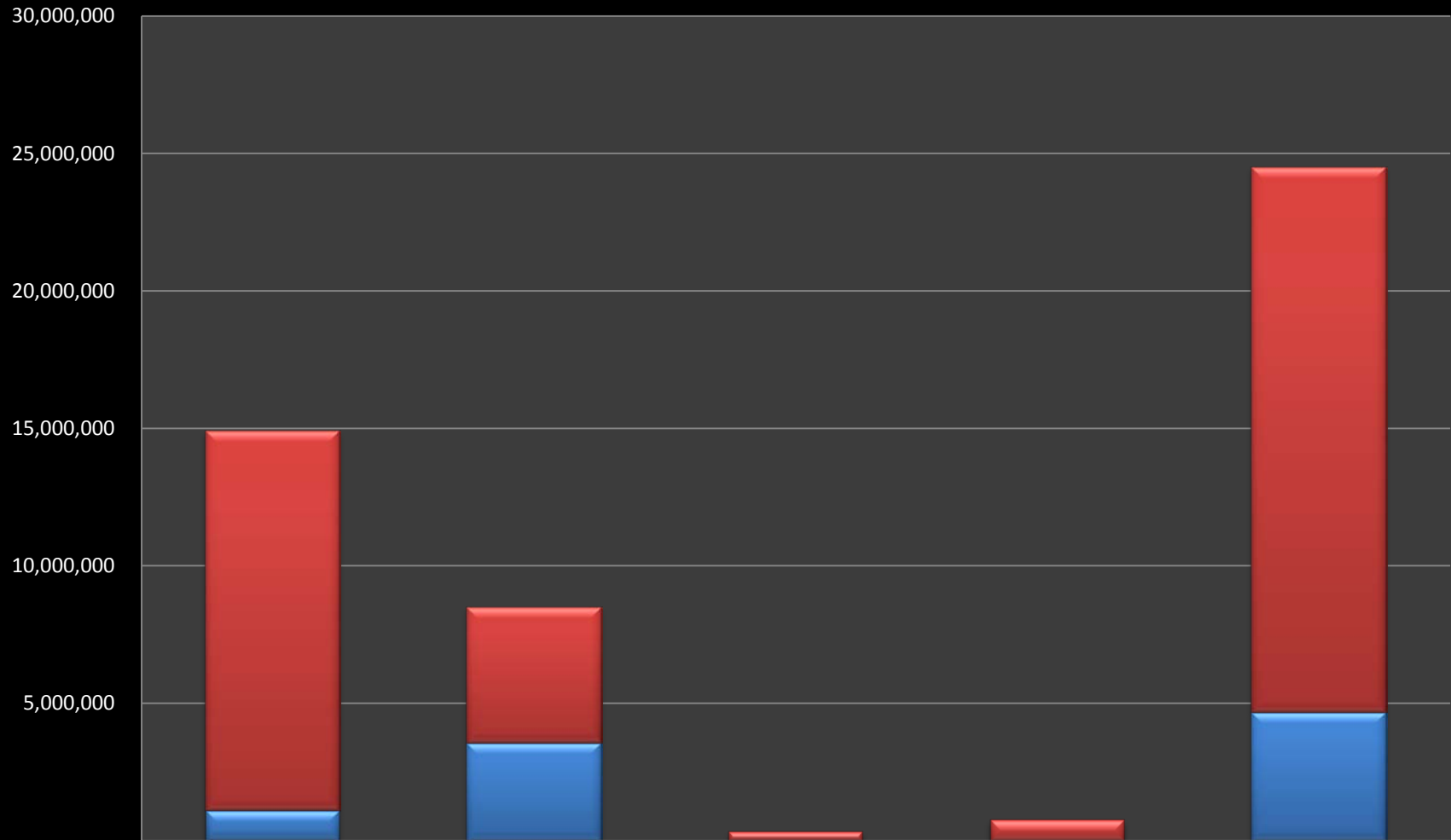
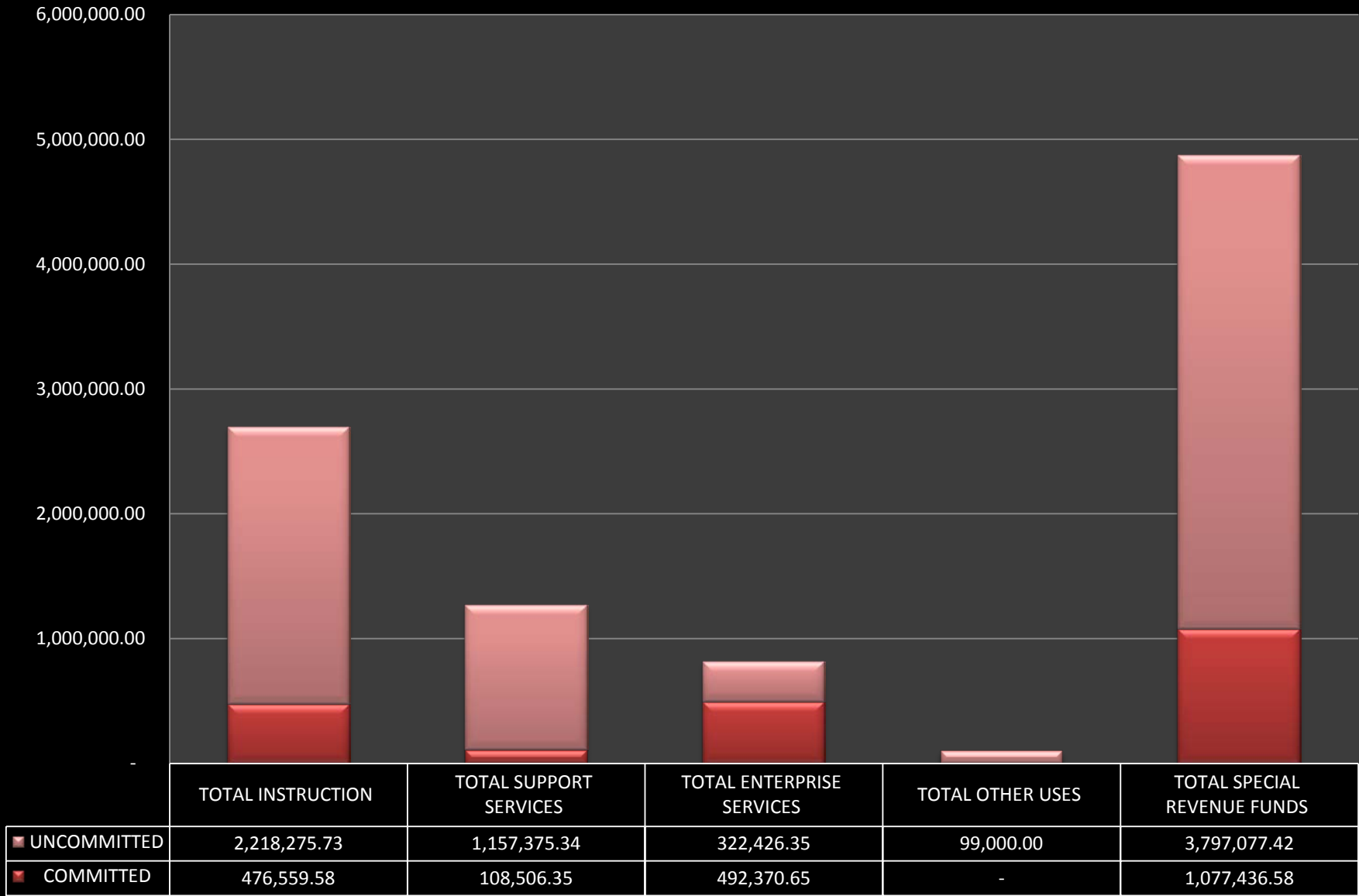


FY 10 11 General Fund as of June 30, 2010

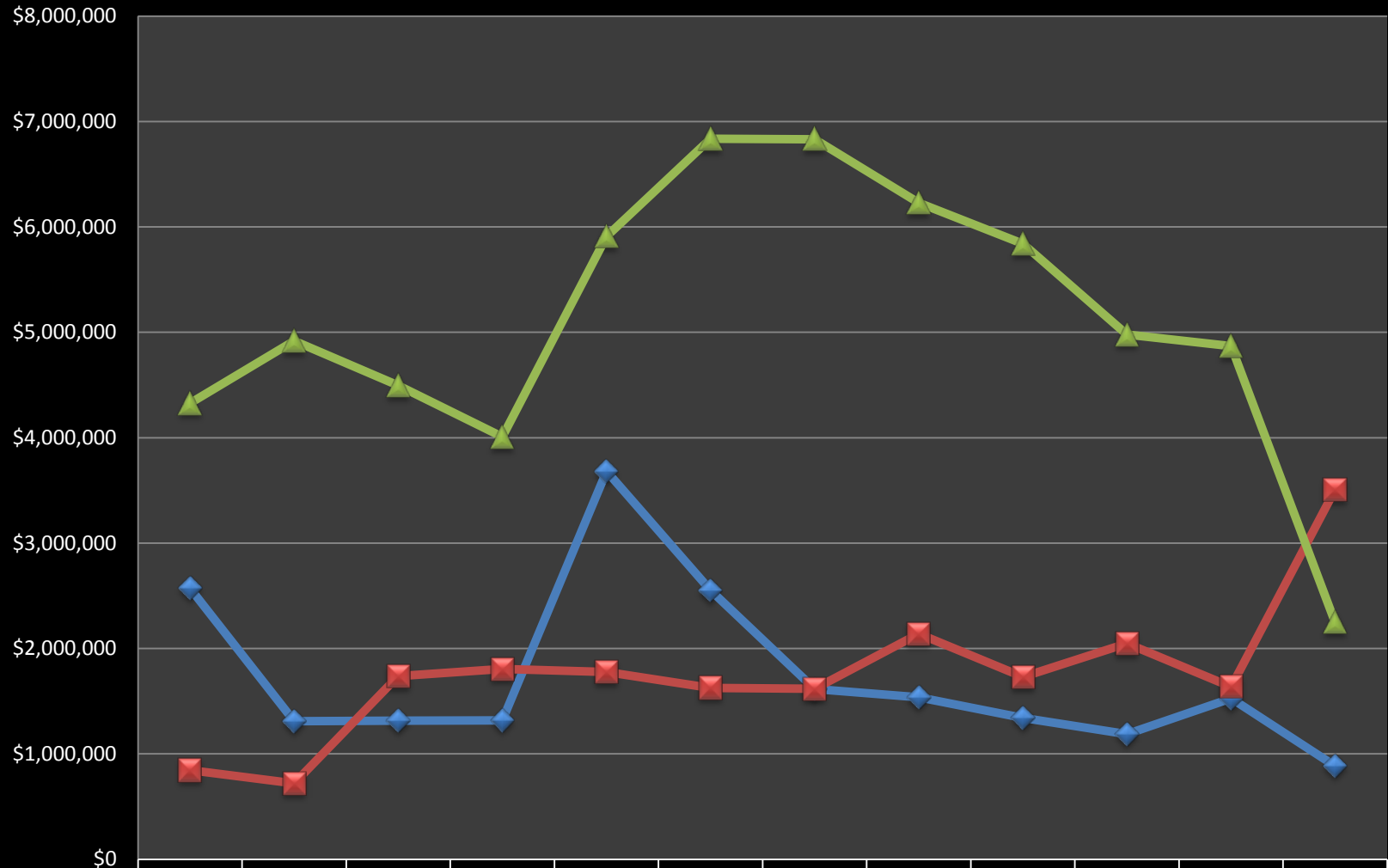


	TOTAL INSTRUCTION	TOTAL SUPPORT SERVICES	TOTAL TRANSFER	TOTAL CONTINGENCY	TOTAL GENERAL FUND
UNCOMMITTED	13,792,371	4,962,581.99	332,850.00	750,000.00	19,837,803.34
COMMITTED	1,113,326	3,543,155.01	-	-	4,656,480.66

Special Revenue Fund FY 10 11 as of 6/30/2010



Projected Fund Balance FY 10 11 Pre-Audit



	July	August	September	October	November	December	January	February	March	April	May	June
Total Revenue	\$2,573,377	\$1,310,826	\$1,315,313	\$1,319,338	\$3,681,077	\$2,551,972	\$1,616,048	\$1,537,039	\$1,342,352	\$1,188,307	\$1,525,666	\$885,696
Total Expenses	\$845,366	\$720,251	\$1,738,323	\$1,807,347	\$1,778,366	\$1,626,274	\$1,619,486	\$2,141,145	\$1,731,506	\$2,047,954	\$1,636,078	\$3,506,990
Projected Ending Balance	\$4,328,011	\$4,918,586	\$4,495,577	\$4,007,568	\$5,910,279	\$6,835,977	\$6,832,539	\$6,228,433	\$5,839,279	\$4,979,632	\$4,869,220	\$2,247,927