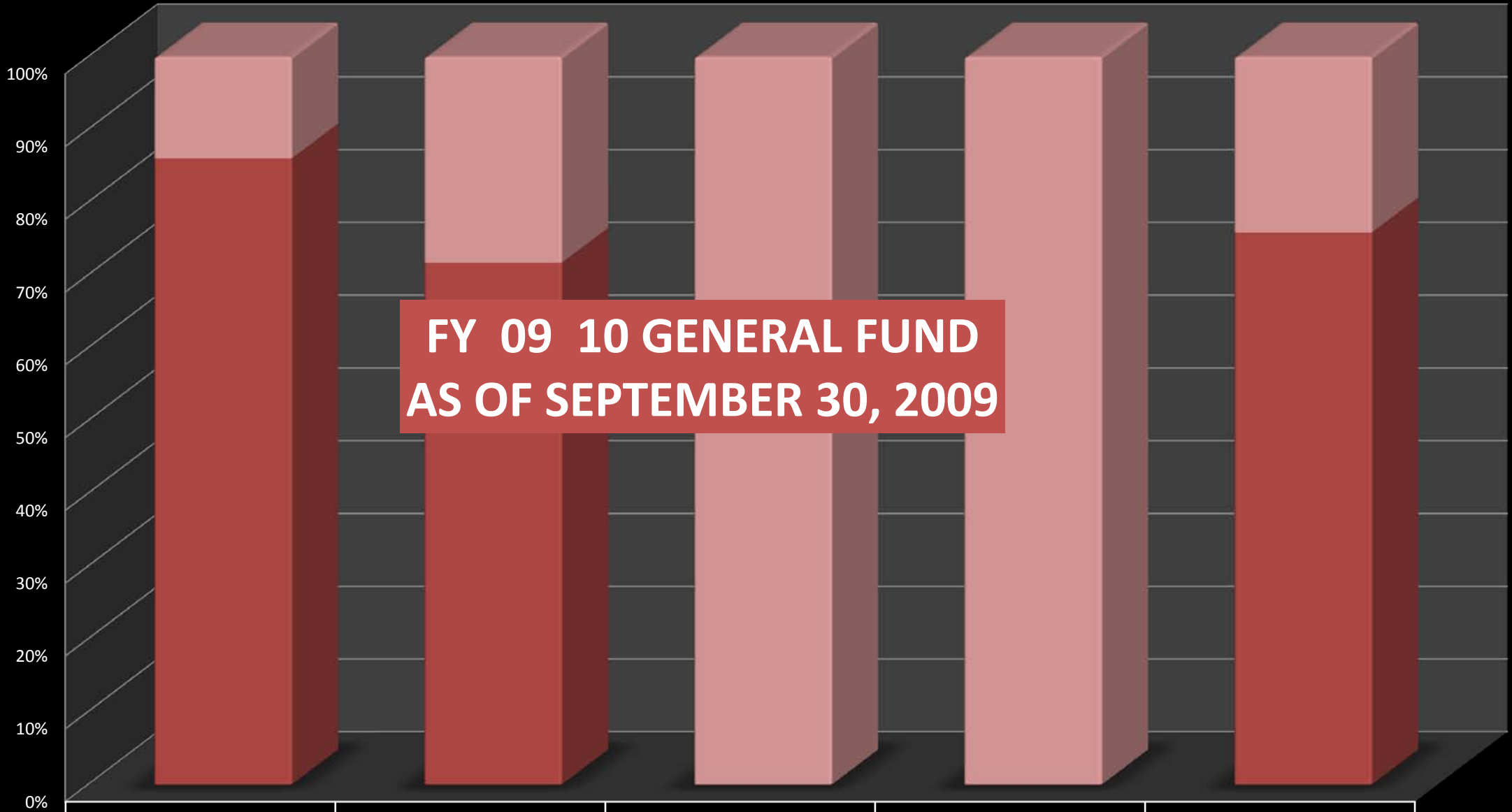
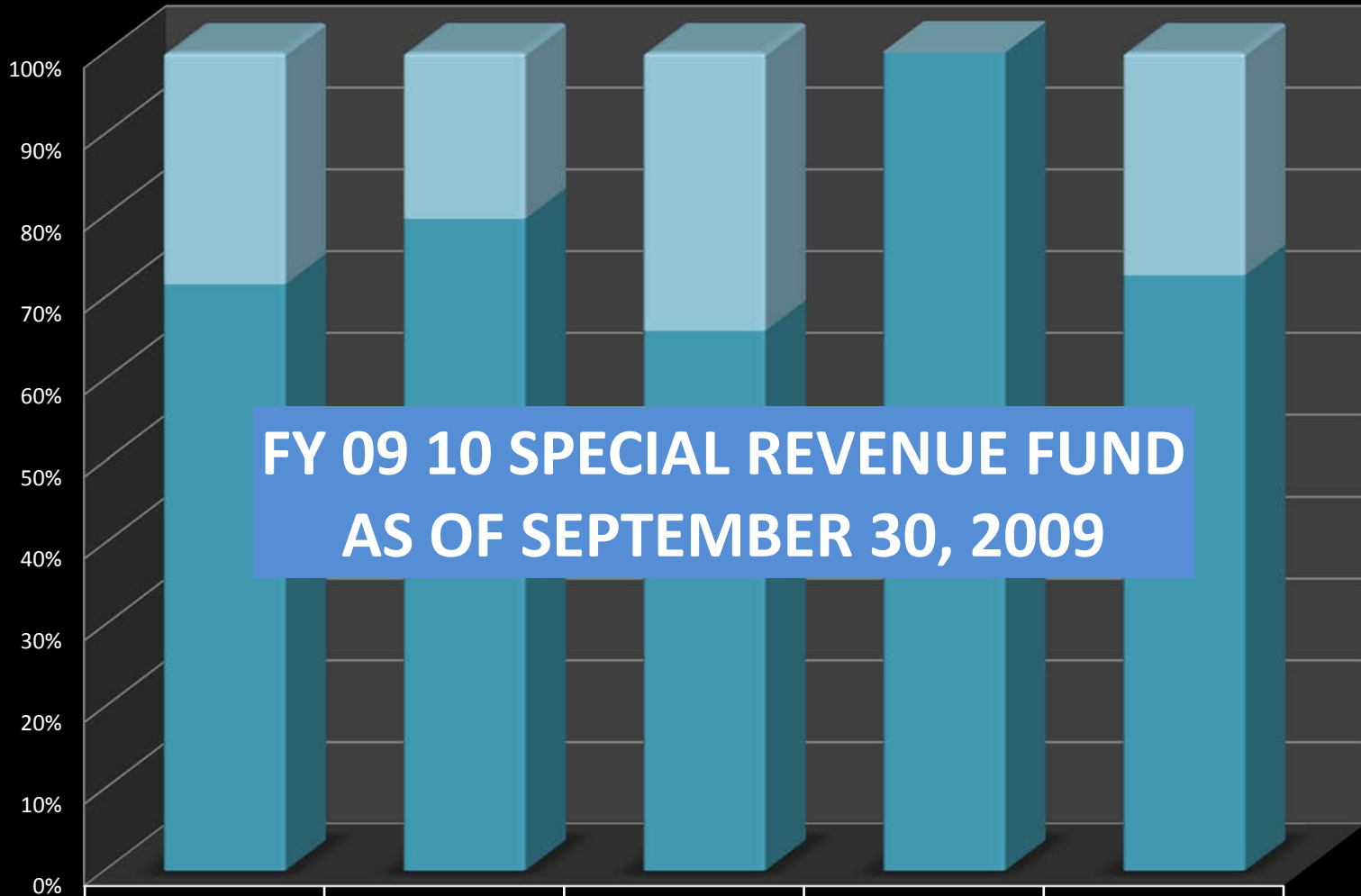


**FY 09 10 GENERAL FUND
AS OF SEPTEMBER 30, 2009**



	TOTAL INSTRUCTION	TOTAL SUPPORT SERVICES	TRANSFER OF FUNDS	OPERATING CONTINGENCY	TOTAL GENERAL FUND
■ Uncommitted	\$1,634,083	\$2,282,601	\$373,035	\$750,000	\$5,039,719.06
■ Total Committed	\$10,061,018	\$5,783,978	\$-	\$-	\$15,844,995.94




**FY 09 10 SPECIAL REVENUE FUND
AS OF SEPTEMBER 30, 2009**

	TOTAL INSTRUCTION	TOTAL SUPPORT SERVICES	TOTAL ENTERPRISE SERVICES	TOTAL OTHER USES	TOTAL SPECIAL REVENUE FUNDS
■ COMMITTED	\$1,274,008	\$299,375	\$398,725	\$-	1,972,108
■ OPERATING BUDGET	\$3,223,159	\$1,174,223	\$772,770	\$99,000	5,269,152

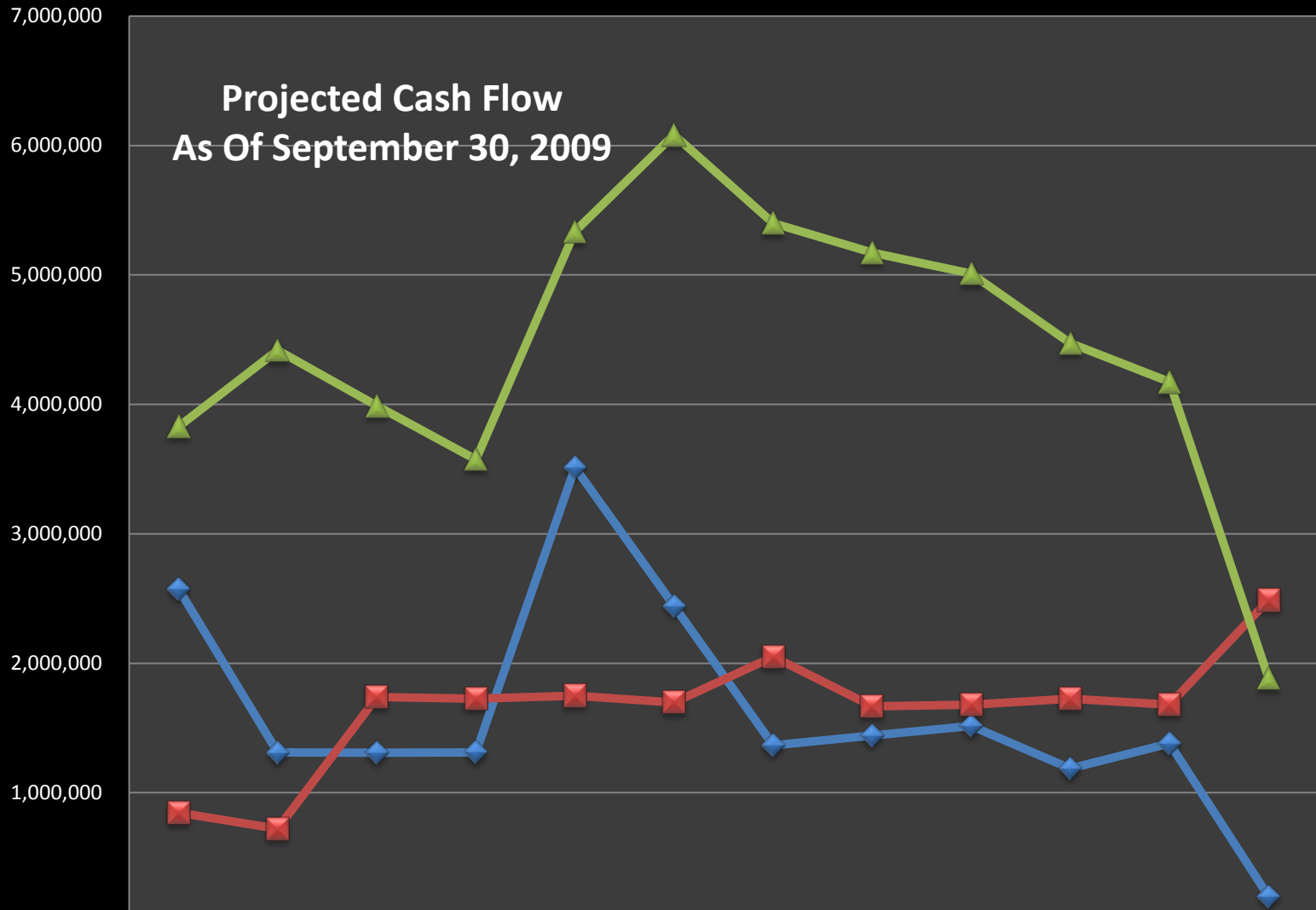
**FY 09 10 CAPITAL PROJECTS
AS OF NOVEMBER, 2009**

1,200,000
1,000,000
800,000
600,000
400,000
200,000
-



	TOTAL RESOURCES	TOTAL EXPENDITURES
■ TOTAL	980,072	28,405

Projected Cash Flow As Of September 30, 2009



	July	August	September	October	November	December	January	February	March	April	May	June
◆ Total Resources	2,573,377	1,310,826	1,310,058	1,312,678	3,512,105	2,444,583	1,367,507	1,442,320	1,516,560	1,188,008	1,382,176	200,000
■ Total Expenses	845,365	722,062	1,739,052	1,726,517	1,750,817	1,697,898	2,050,557	1,668,286	1,679,883	1,725,924	1,680,698	2,489,477
▲ Projected Ending Fund Balance	3,828,012	4,416,776	3,987,782	3,573,943	5,335,231	6,081,916	5,398,866	5,172,901	5,009,578	4,471,662	4,173,141	1,883,664