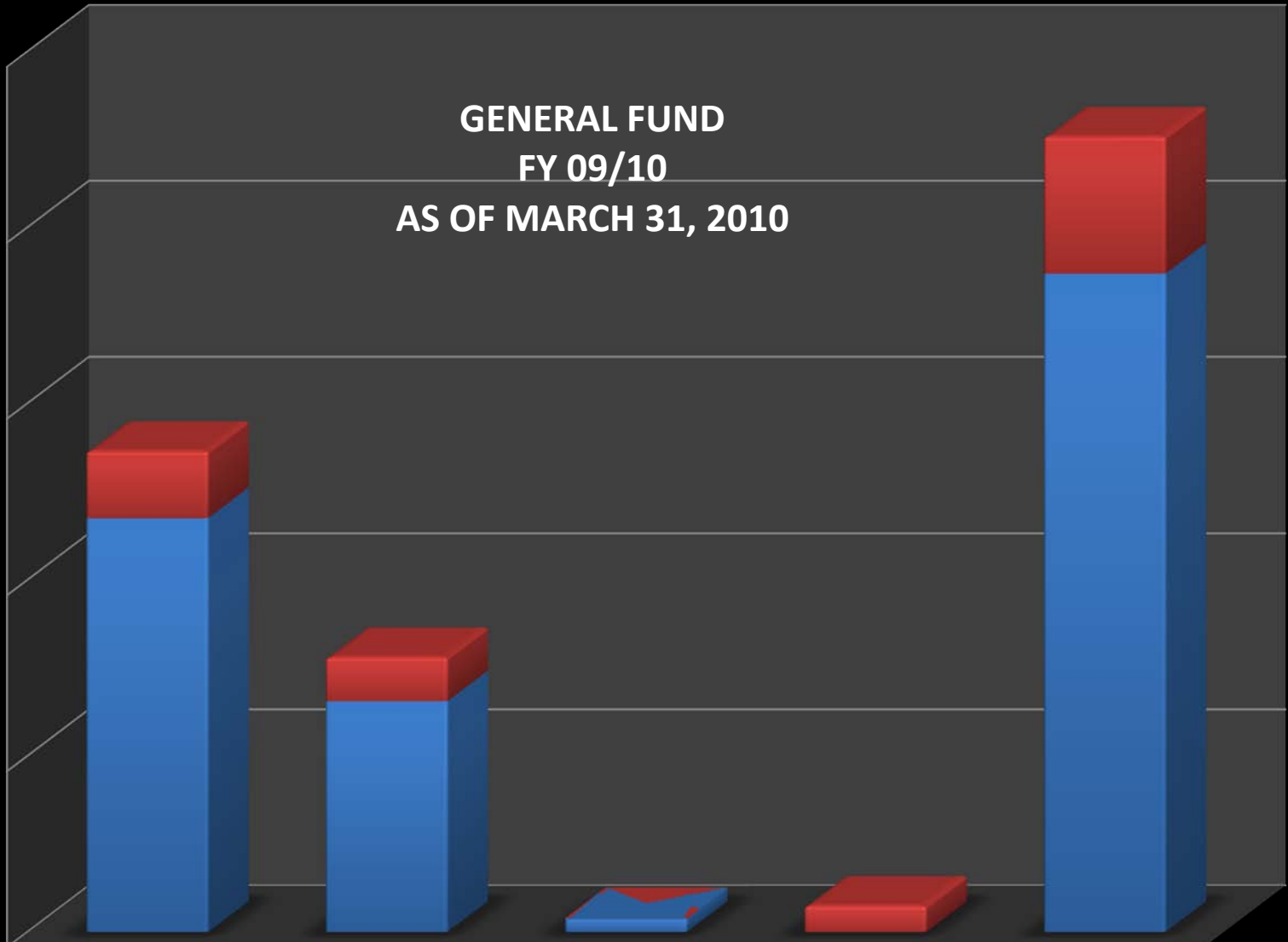


**GENERAL FUND
FY 09/10
AS OF MARCH 31, 2010**

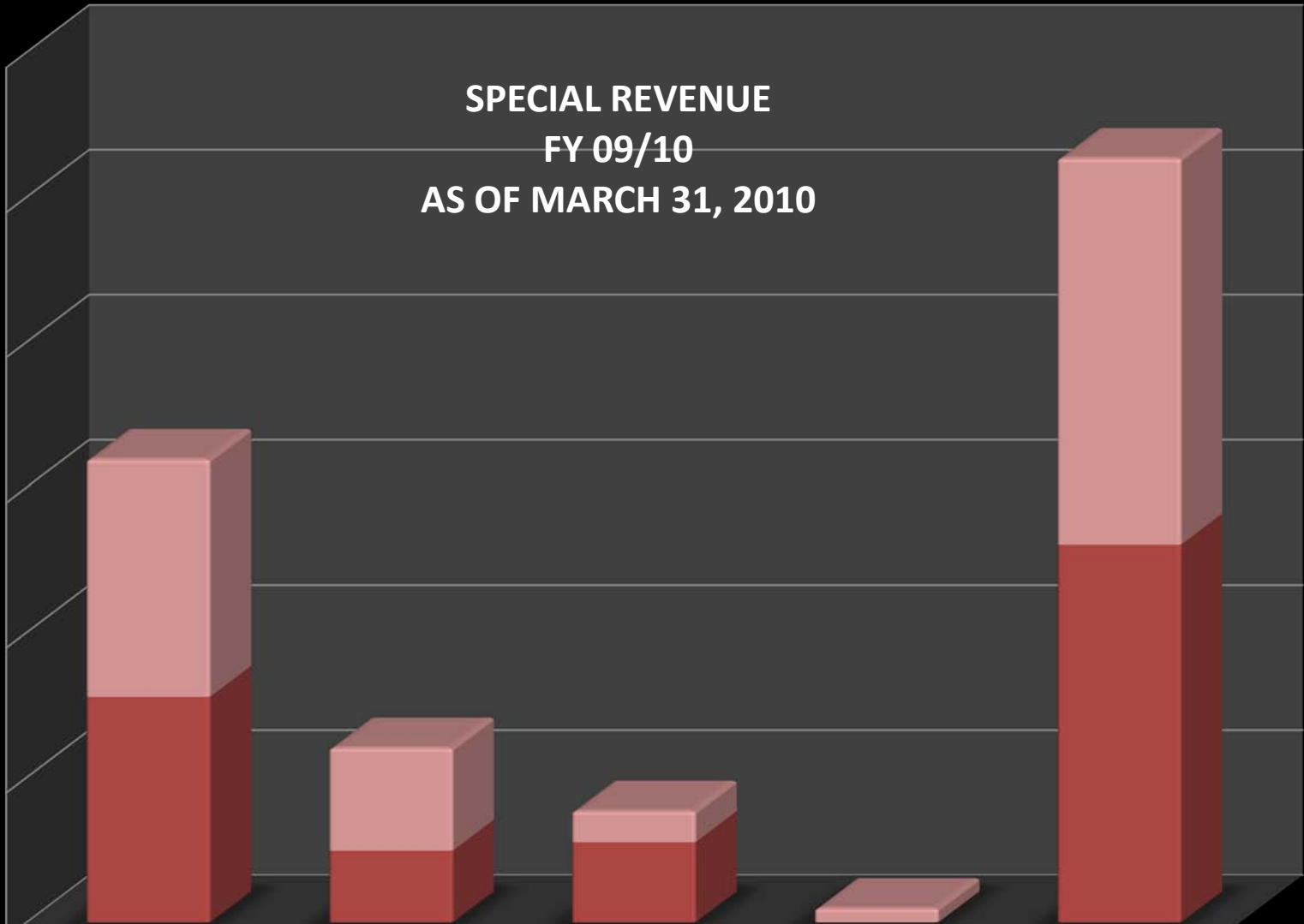
25,000,000
20,000,000
15,000,000
10,000,000
5,000,000
-



	TOTAL INSTRUCTION	TOTAL SUPPORT SERVICES	TOTAL OTHER USES	TOTAL CONTINGENCY	TOTAL GENERAL FUND
■ UNCOMMITTED	1,894,323	1,251,166	-	750,000	3,895,489
■ TOTAL COMMITTED	11,757,164	6,559,027	373,035	-	18,689,226

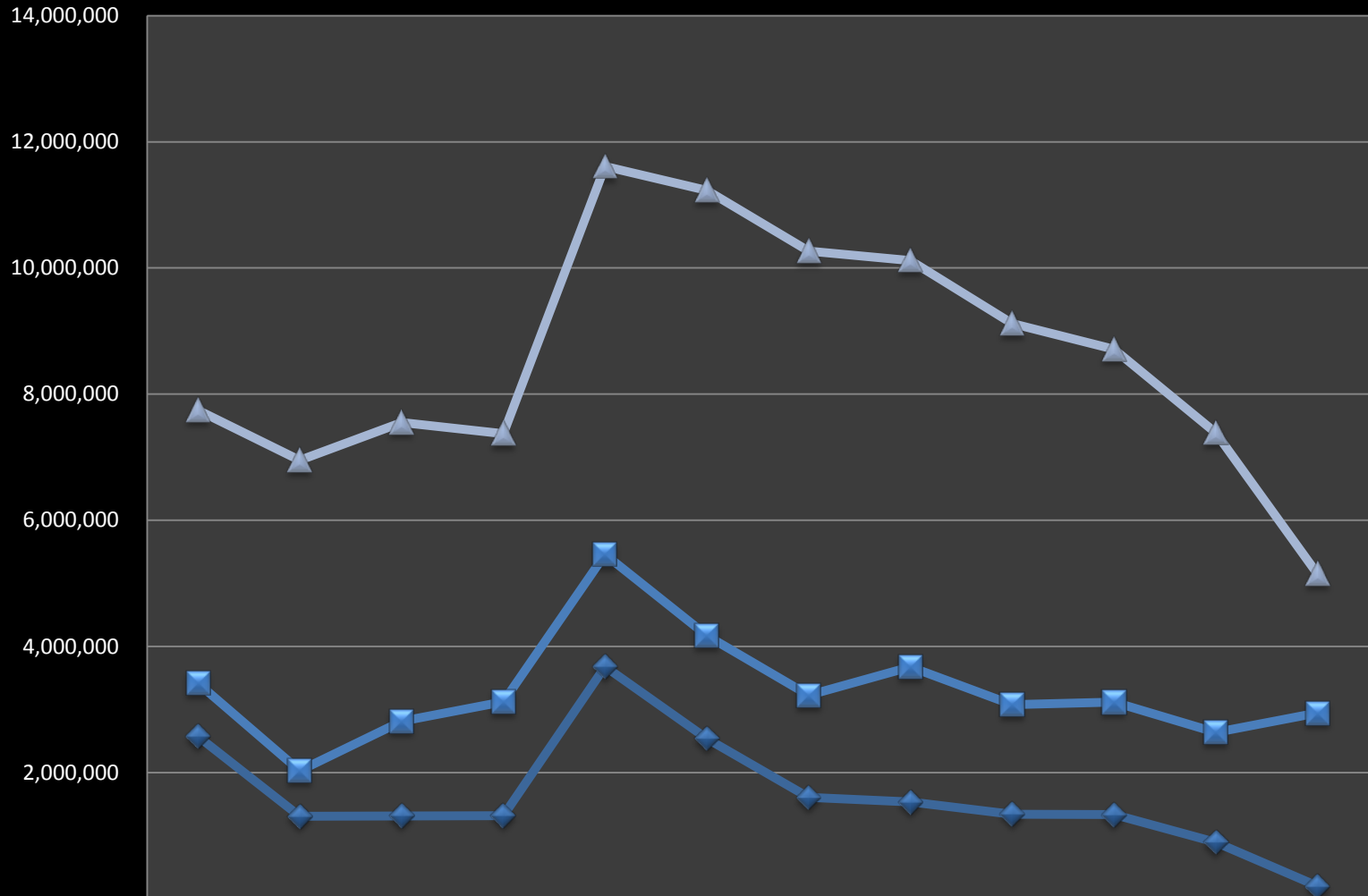
**SPECIAL REVENUE
FY 09/10
AS OF MARCH 31, 2010**

6,000,000
5,000,000
4,000,000
3,000,000
2,000,000
1,000,000
-



	TOTAL INSTRUCTION	TOTAL SUPPORT SERVICES	TOTAL ENTERPRISE SERVICES	TOTAL OTHER USES	TOTAL SPECIAL REVENUE
UNCOMMITTED	1,636,891	710,319	216,744	99,000	2,662,954
TOTAL COMMITTED	1,556,630	495,542	554,026	-	2,606,198

Projected Fund Balance - Actuals Up To March 31, 2010



	July	August	September	October	November	December	January	February	March	Projected April	Projected May	Projected June
▲ Projected Ending Fund Balance	4,328,012	4,918,586	4,732,679	4,249,471	6,150,270	7,055,968	7,043,023	6,438,918	6,041,930	5,593,921	4,748,979	2,201,519
■ Total Expenses	845,365	720,252	1,501,221	1,802,545	1,778,366	1,633,643	1,619,475	2,141,145	1,737,115	1,783,742	1,742,319	2,747,460
◆ Total Resources	2,573,377	1,310,826	1,315,313	1,319,338	3,679,165	2,539,341	1,606,529	1,537,040	1,340,127	1,335,733	897,376	200,000