

Estacada School District
Board of Directors

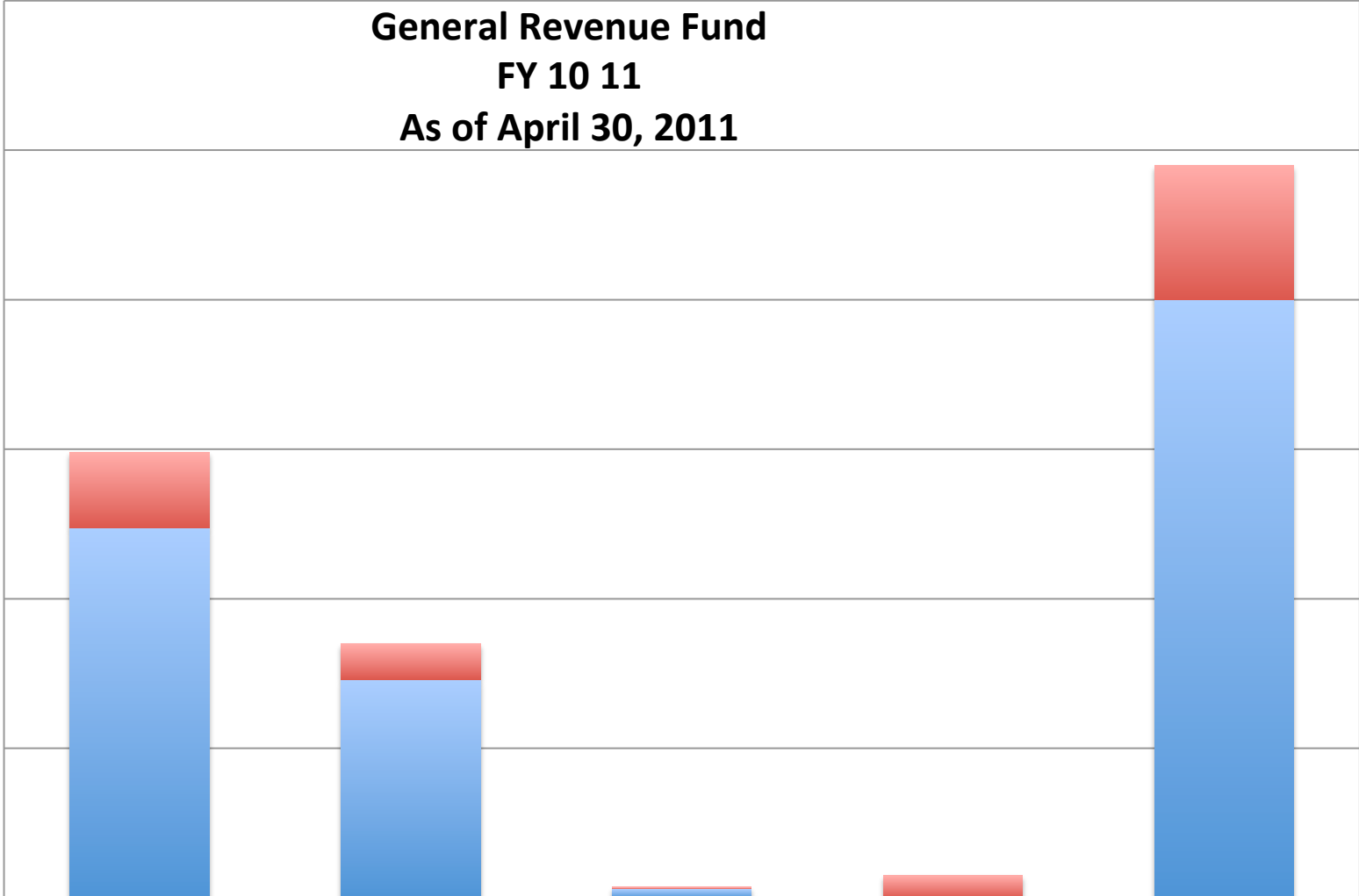
Financial Report

June 8, 2011



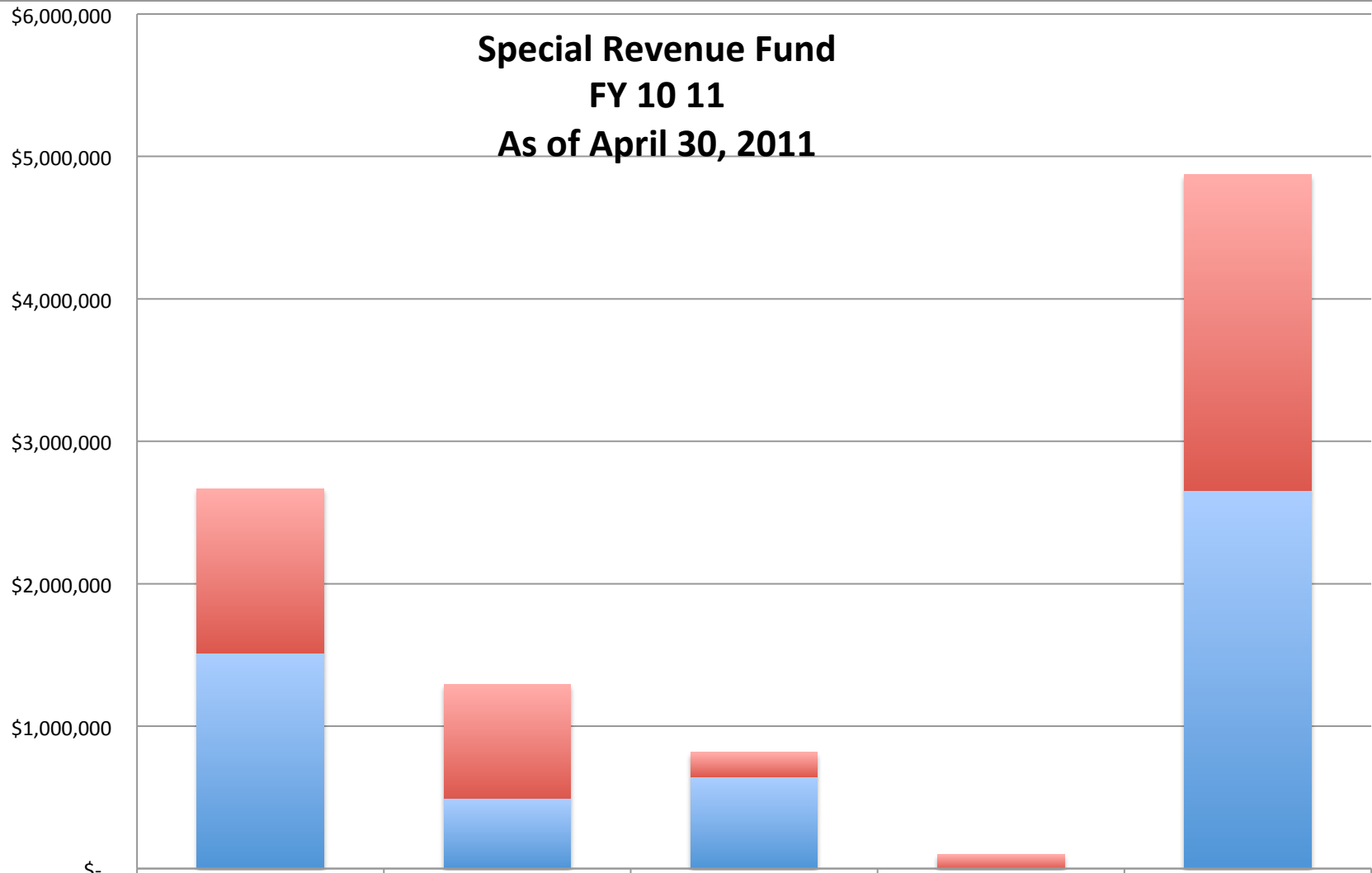
**General Revenue Fund
FY 10 11
As of April 30, 2011**

\$30,000,000
\$25,000,000
\$20,000,000
\$15,000,000
\$10,000,000
\$5,000,000
\$-



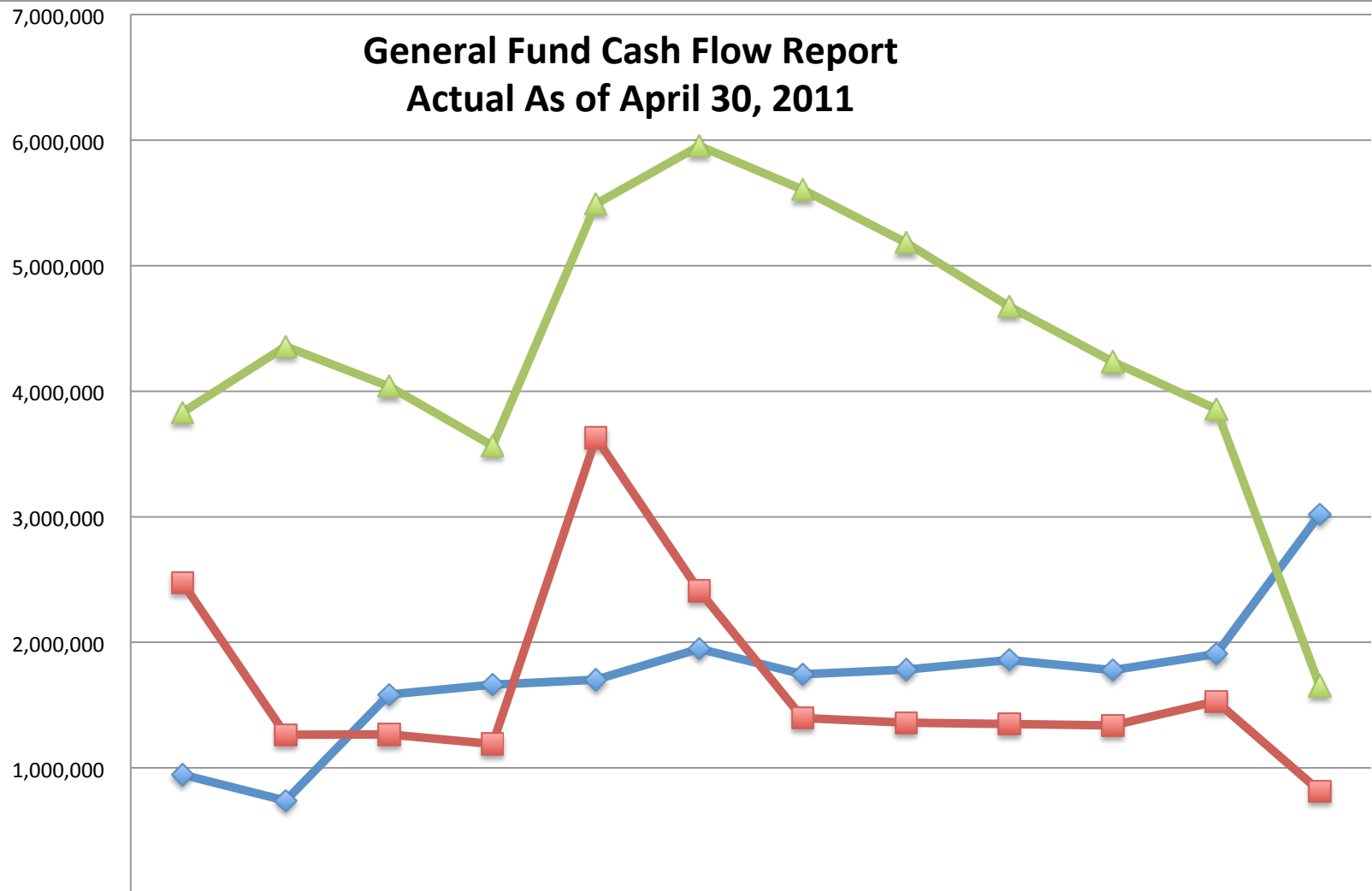
	TOTAL INSTRUCTION	TOTAL SUPPORT SERVICES	TOTAL TRANSFER OF FUNDS	TOTAL CONTINGENCY	TOTAL GENERAL FUND
UNCOMMITTED	\$2,529,113	\$1,200,043	\$25,000	\$750,000	\$4,504,156
COMMITTED	\$12,376,584	\$7,305,694	\$307,850	\$-	\$19,990,128

**Special Revenue Fund
FY 10 11
As of April 30, 2011**



	TOTAL INSTRUCTION	TOTAL SUPPORT SERVICES	TOTAL ENTERPRISE SERVICES	TOTAL OTHER USES	TOTAL SPECIAL REVENUE FUNDS
■ UNCOMMITTED	\$1,153,438	\$798,569	\$168,720	\$99,000	\$2,219,726
■ COMMITTED	\$1,515,053	\$493,657	\$646,077	\$-	\$2,654,788

General Fund Cash Flow Report Actual As of April 30, 2011



	July	August	September	October	November	December	January	February	March	April	Projected May	Projected June
Total Expenditures	945,873	738,070	1,584,591	1,662,620	1,701,929	1,948,701	1,744,840	1,782,578	1,858,962	1,778,158	1,906,500	3,019,500
Total Resources	2,477,040	1,264,242	1,265,837	1,189,764	3,628,510	2,410,380	1,396,332	1,359,622	1,350,167	1,338,554	1,530,000	816,000
Ending Fund Balance	3,831,167	4,357,338	4,038,584	3,565,728	5,492,309	5,953,988	5,605,481	5,182,524	4,673,729	4,234,125	3,857,625	1,654,125