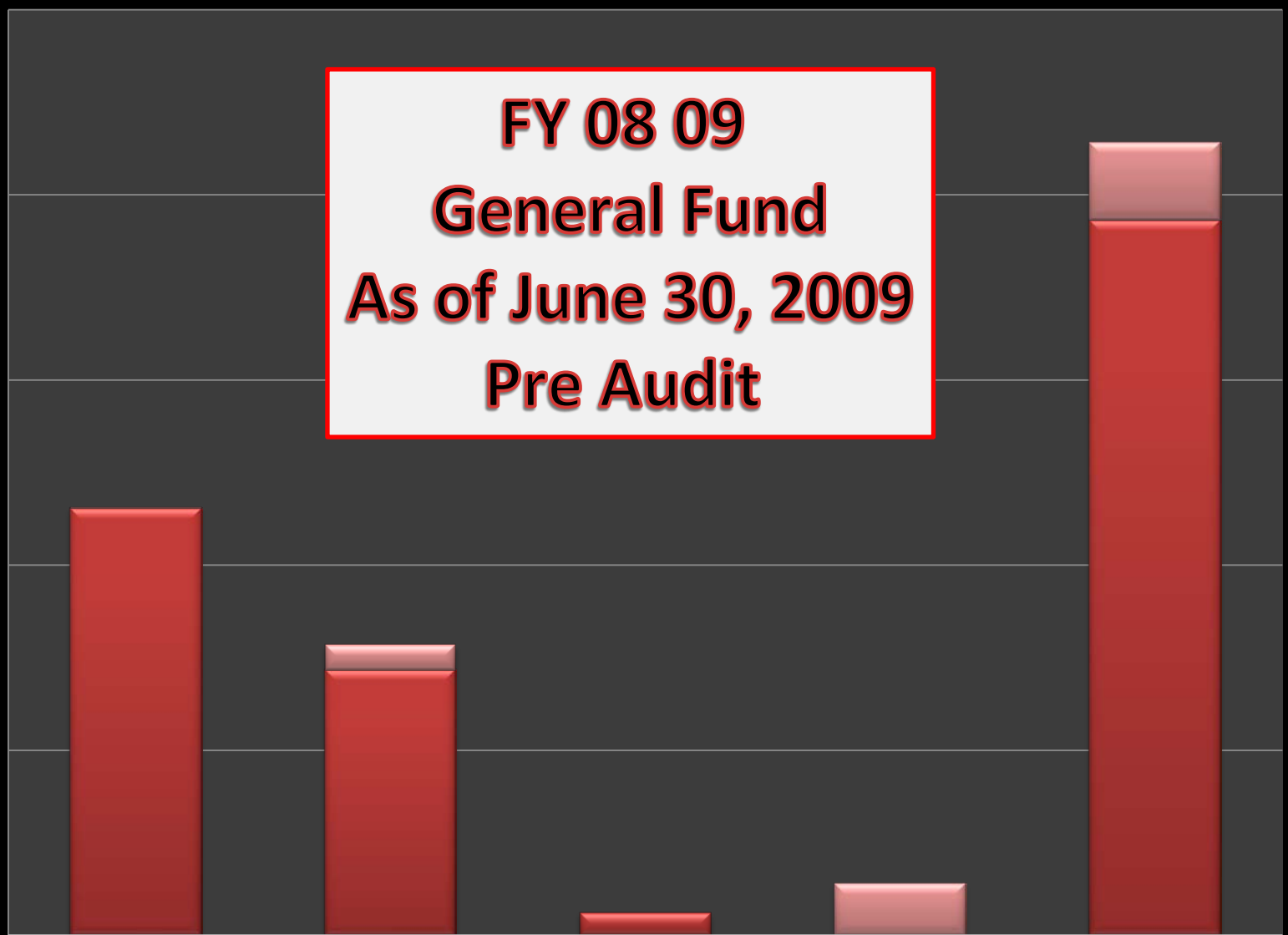


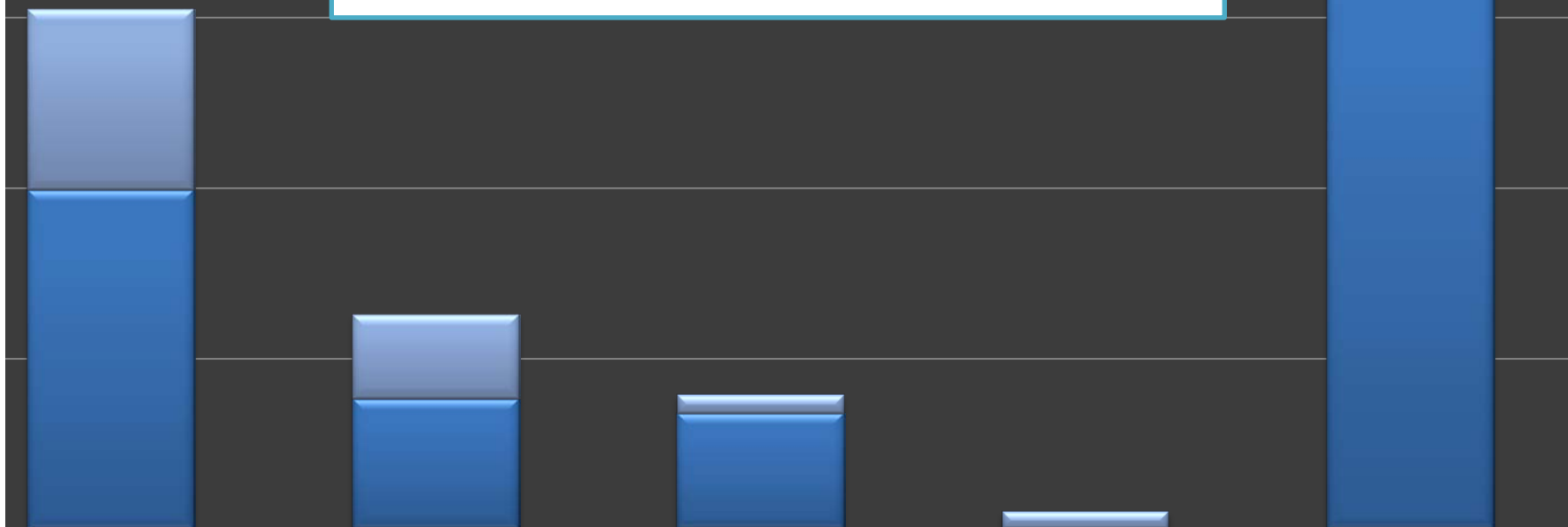
**FY 08 09
General Fund
As of June 30, 2009
Pre Audit**

\$25,000,000
\$20,000,000
\$15,000,000
\$10,000,000
\$5,000,000
\$-



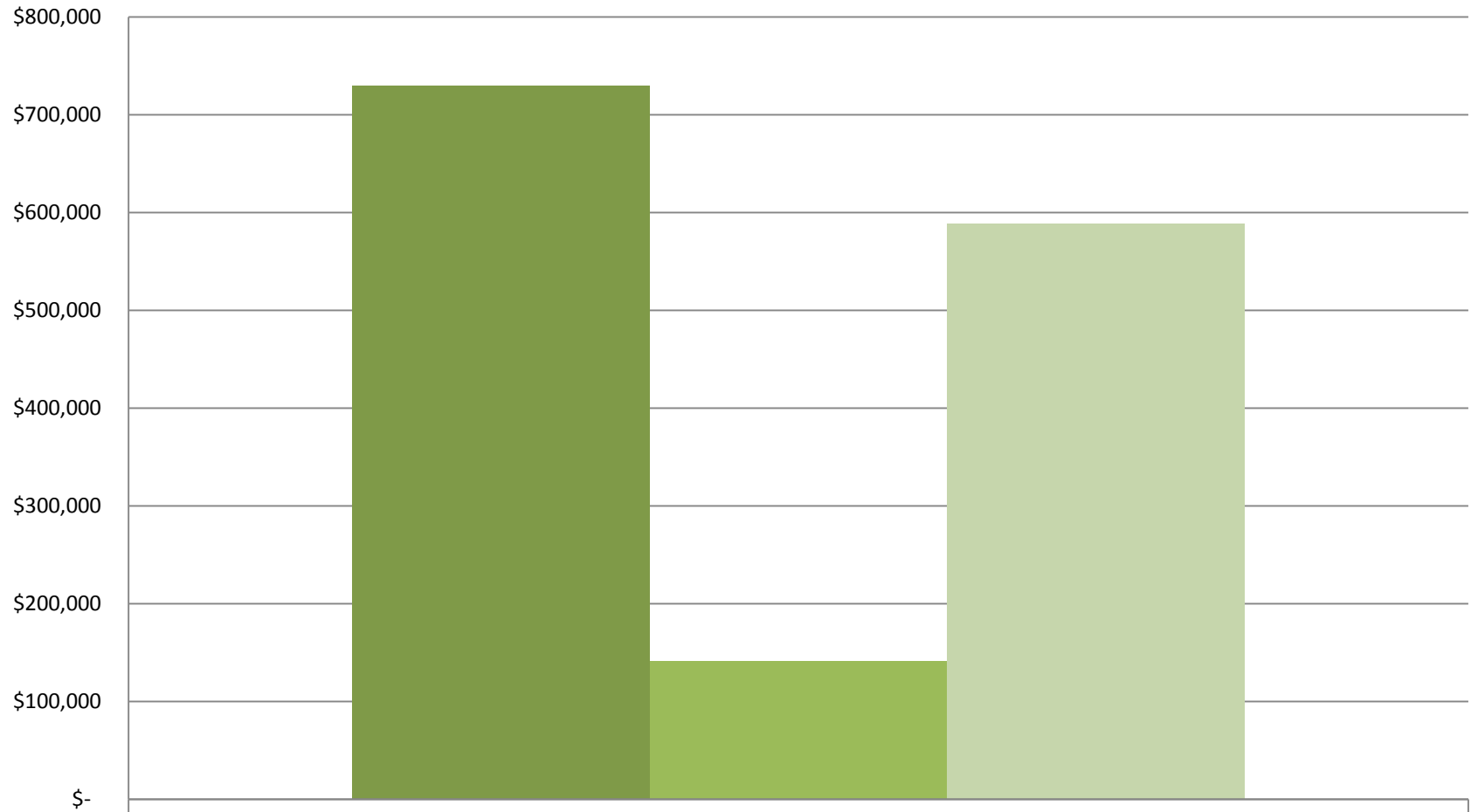
	TOTAL INSTRUCTION	TOTAL SUPPORT SERVICES	Transfers Of Funds	Operating Contingency	TOTAL GENERAL FUND
Uncommitted	\$22,325	\$676,328	\$-	\$1,400,000	\$2,098,654
Total Committed	\$11,527,530	\$7,171,436	\$619,132	\$-	\$19,318,097

**FY 08 09
Special Revenue Fund
As of June 30, 2009
Pre Audit**



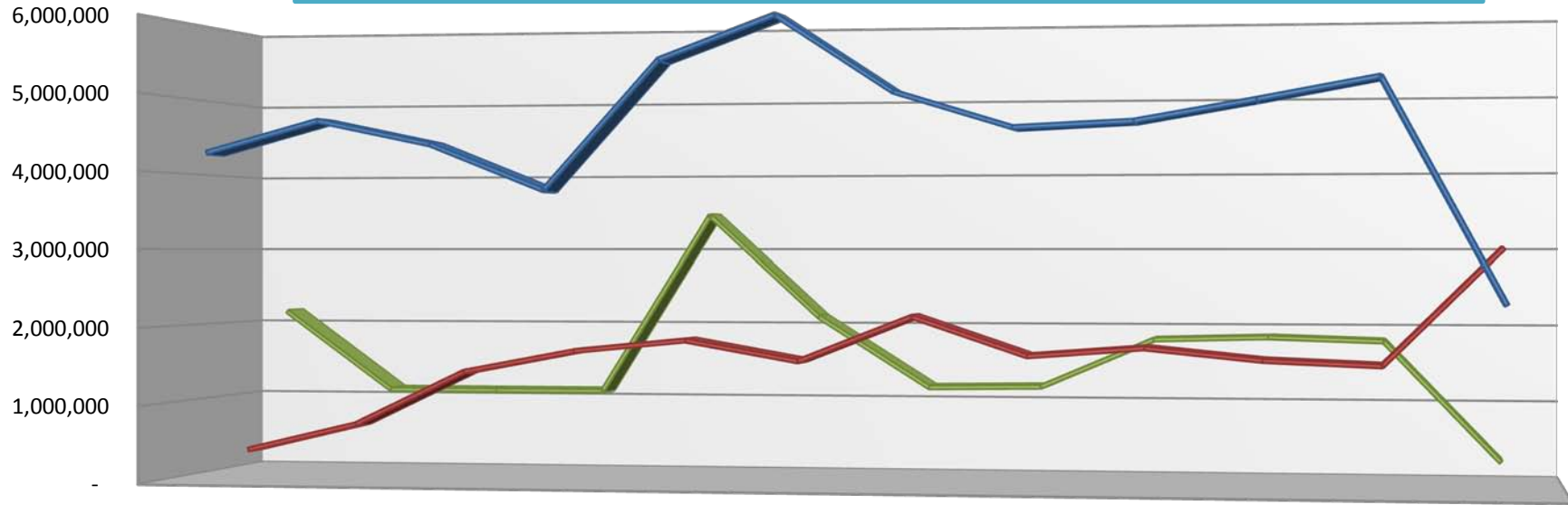
TOTAL INSTRUCTION	TOTAL SUPPORT SERVICES	TOTAL ENTERPRISE SERVICES	OTHER USES	TOTAL SPECIAL REVENUE FUNDS
\$1,057,007	\$493,320	\$109,777	\$103,500	\$1,763,603
\$1,992,834	\$765,201	\$678,362	\$-	\$3,436,398

FY 08 09 Capital Projects As of June 30, 2009 Pre-Audit



TOTAL CAPITAL PROJECTS	
■ Operating Budget	\$730,000
■ Total Committed	\$141,245
■ Uncommitted	\$588,755

FY 08 09 Projected Cash Flow as of June 30, 2009 Pre-Audit/Closing



	July	August	September	October	November	December	January	February	March	April	May	June
■ Projected Ending Fund Balance	4,242,225	4,640,644	4,332,053	3,744,484	5,379,275	5,923,397	4,952,366	4,499,767	4,568,867	4,822,834	5,091,529	2,331,369
■ Total Expenses	335,693	685,840	1,392,273	1,671,197	1,817,185	1,555,370	2,136,859	1,637,268	1,747,440	1,598,218	1,537,909	3,015,160
■ Total Resources	2,149,253	1,084,258	1,083,683	1,083,628	3,451,976	2,099,492	1,165,828	1,184,669	1,816,541	1,852,185	1,806,605	255,000