

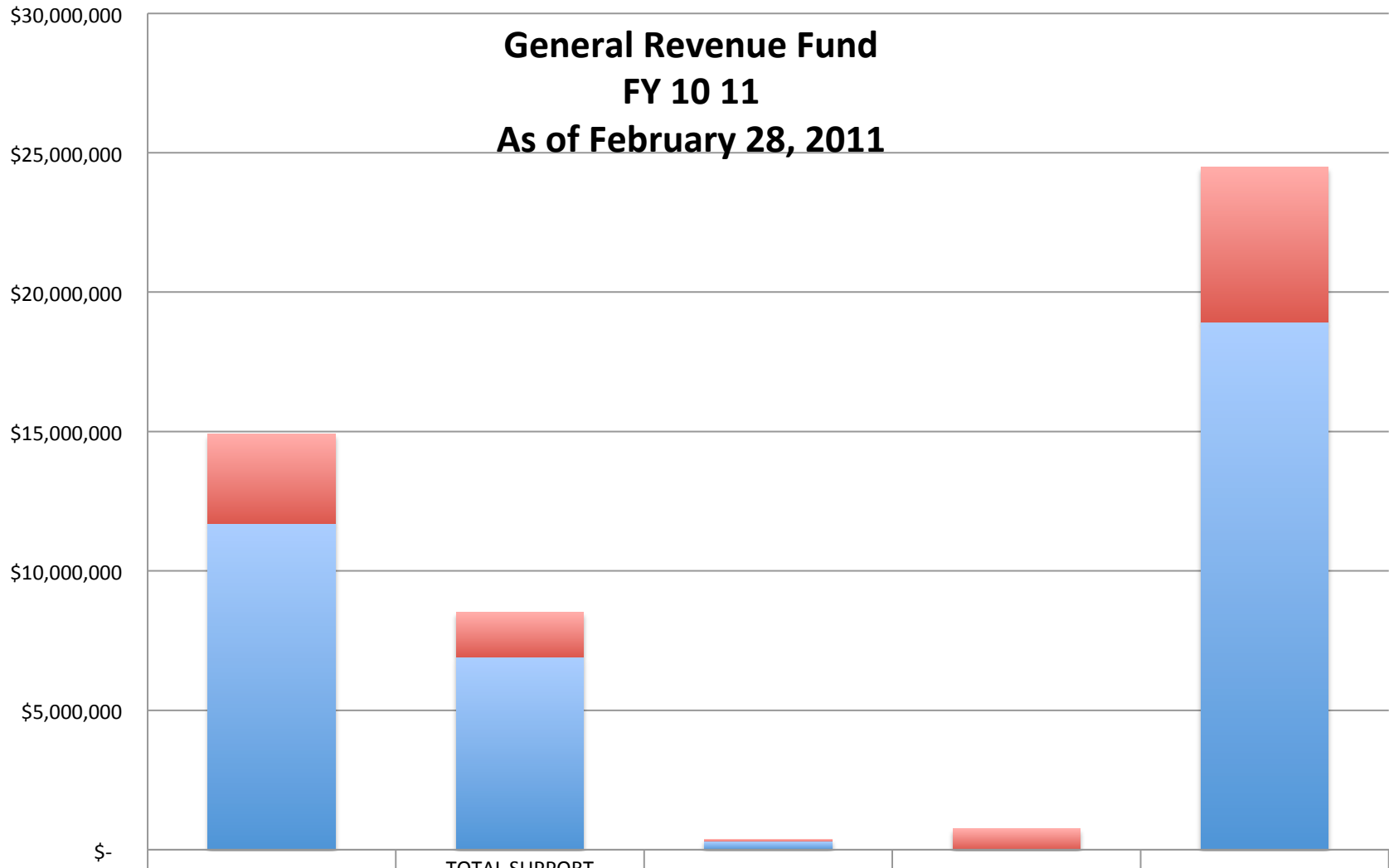
Estacada School District
Board of Directors

Financial Report

April 13, 2011

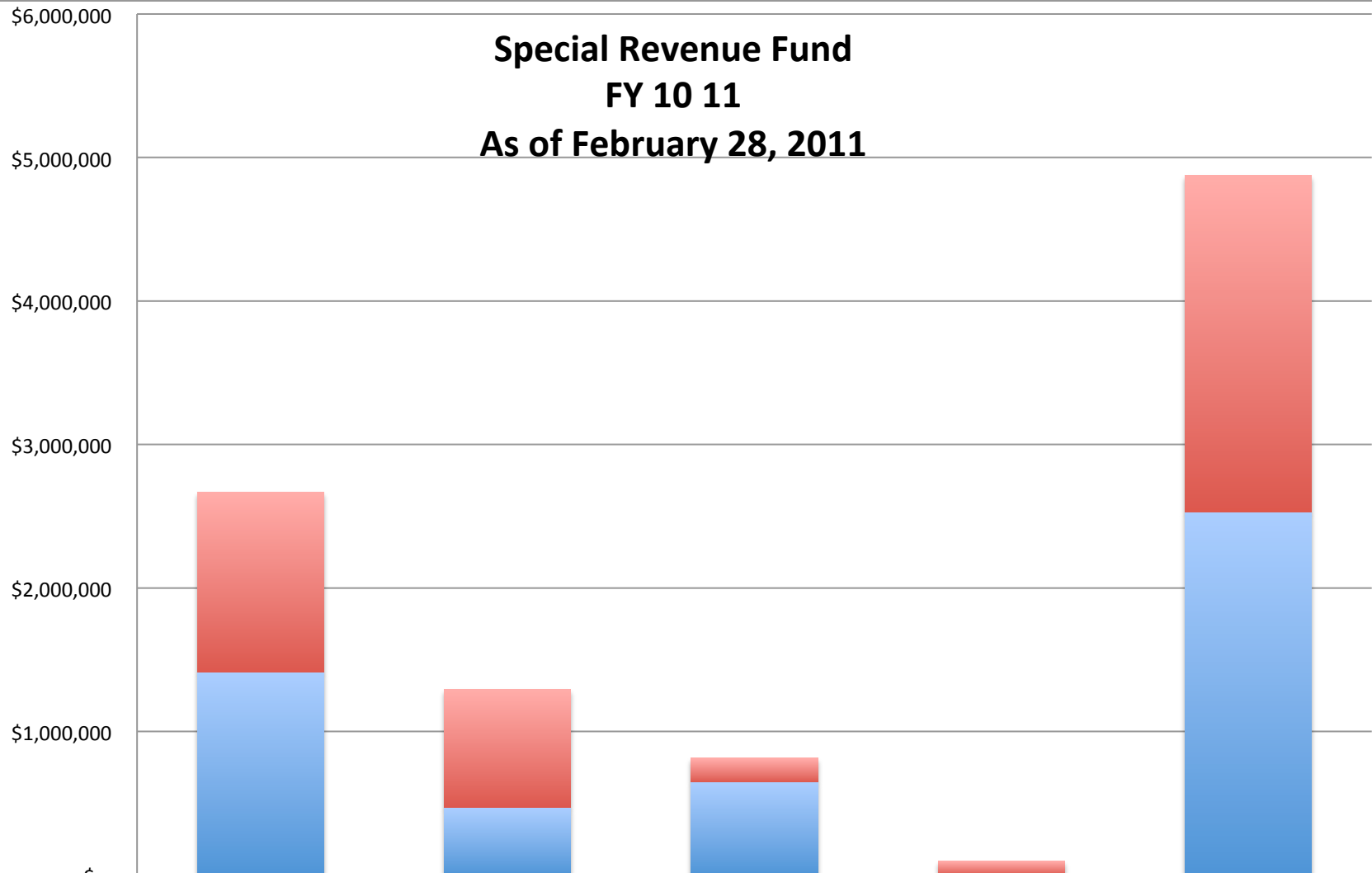


**General Revenue Fund
FY 10 11
As of February 28, 2011**



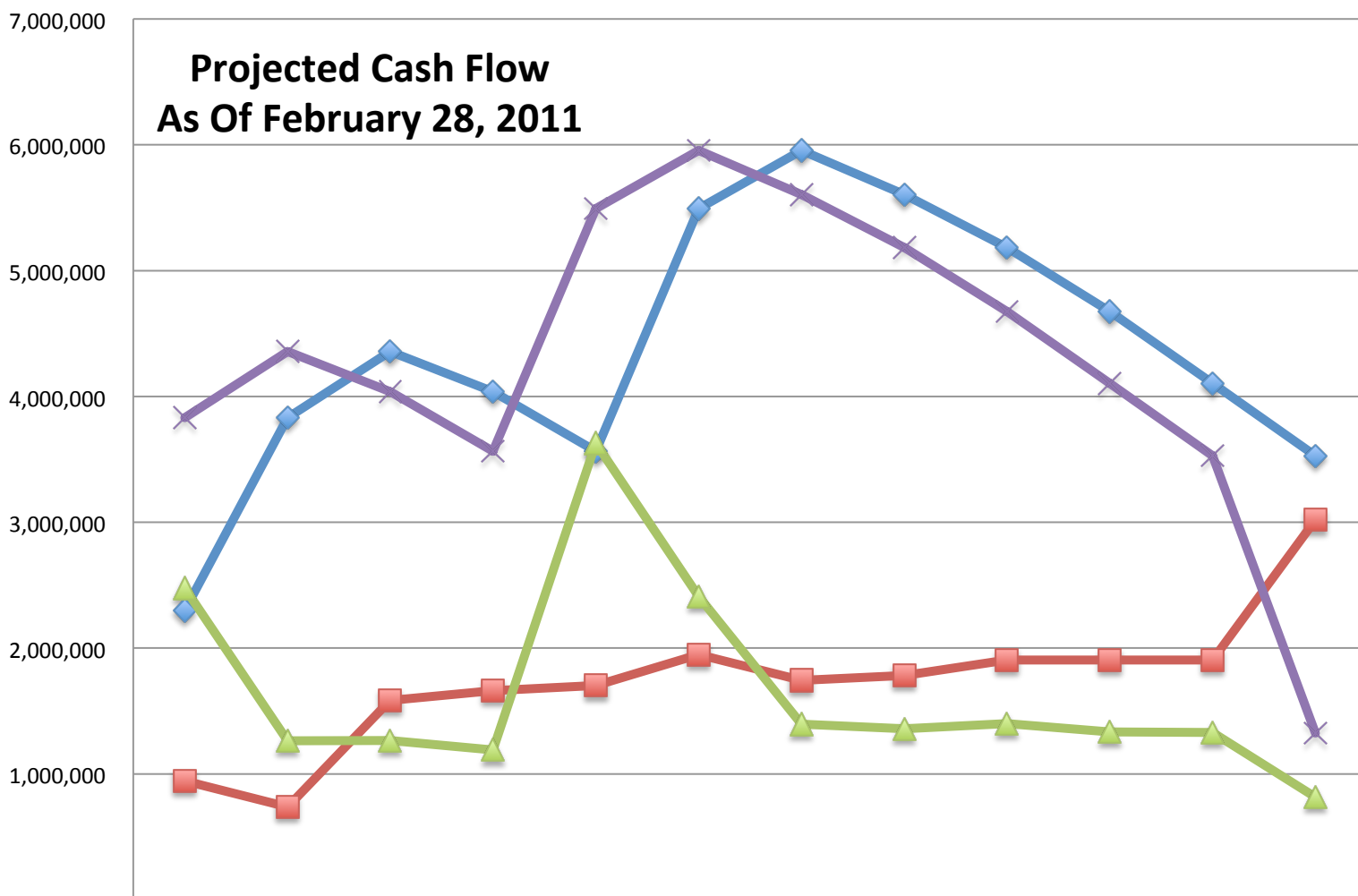
	TOTAL INSTRUCTION	TOTAL SUPPORT SERVICES	TRANSFERS	TOTAL CONTINGENCY	TOTAL GENERAL FUND
■ UNCOMMITTED	\$3,198,053	\$1,588,447	\$25,000	\$750,000	\$5,561,500
■ COMMITTED	\$11,707,644	\$6,917,290	\$307,850	\$-	\$18,932,784

**Special Revenue Fund
FY 10 11
As of February 28, 2011**



	TOTAL INSTRUCTION	TOTAL SUPPORT SERVICES	TOTAL ENTERPRISE SERVICES	TOTAL OTHER USES	TOTAL SPECIAL REVENUE
UNCOMMITTED	\$1,256,414	\$821,869	\$167,285	\$99,000	\$2,344,568
COMMITTED	\$1,412,077	\$470,357	\$647,512	\$-	\$2,529,946

Projected Cash Flow As Of February 28, 2011



	July	August	September	October	November	December	January	February	Projected March	Projected April	Projected May	Projected June
◆ Beginning Fund Balance	2,300,000	3,831,167	4,357,338	4,038,584	3,565,728	5,492,309	5,953,988	5,605,481	5,182,524	4,676,024	4,104,524	3,528,024
■ Total Expenditures	945,873	738,070	1,584,591	1,662,620	1,701,929	1,948,701	1,744,840	1,782,578	1,906,500	1,906,500	1,906,500	3,019,500
▲ Total Resources	2,477,040	1,264,242	1,265,837	1,189,764	3,628,510	2,410,380	1,396,332	1,359,622	1,400,000	1,335,000	1,330,000	816,000
✕ Ending Fund Balance	3,831,167	4,357,338	4,038,584	3,565,728	5,492,309	5,953,988	5,605,481	5,182,524	4,676,024	4,104,524	3,528,024	1,324,524