

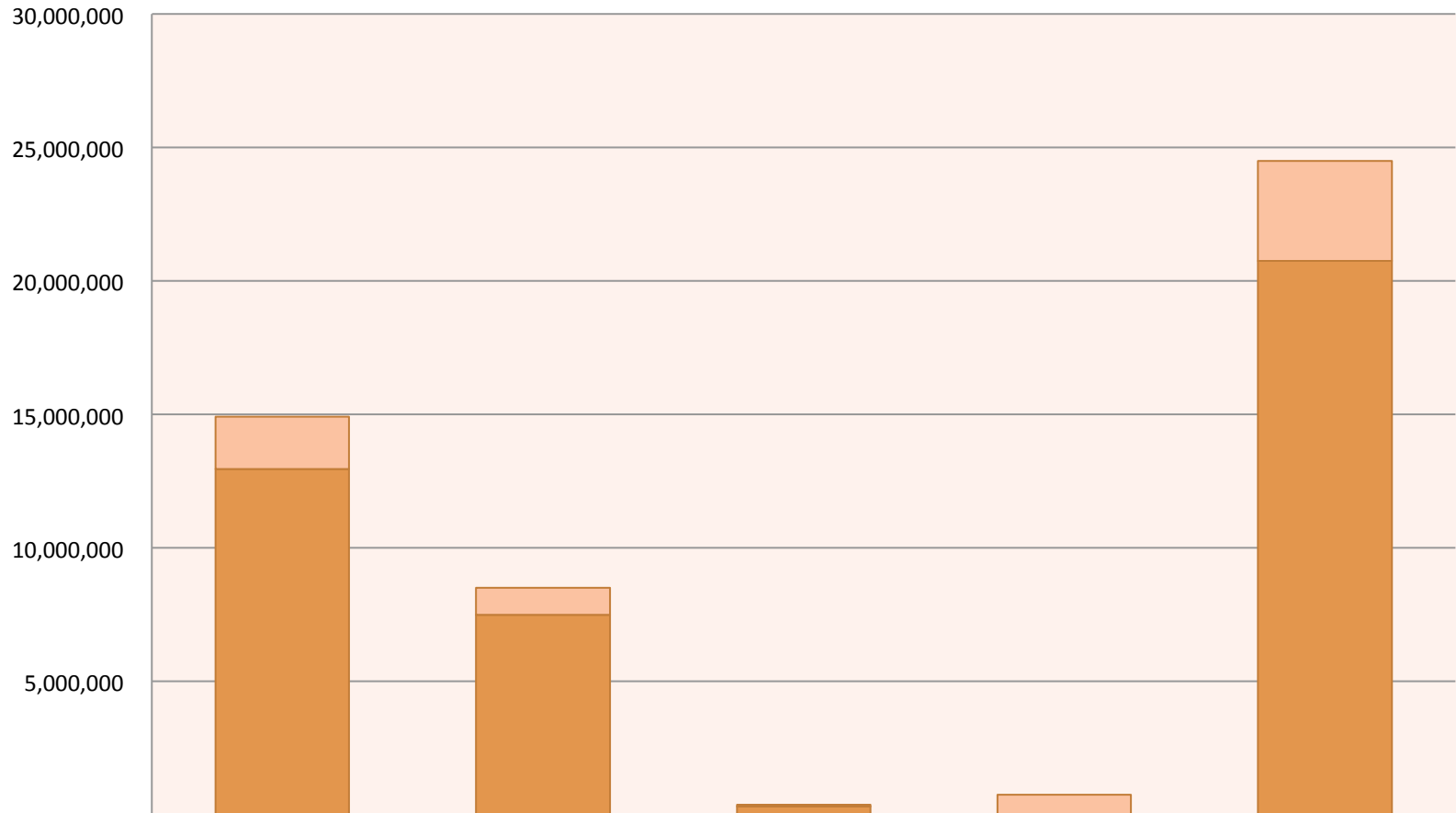
Estacada School District
Board of Directors

Financial Report

September 14, 2011

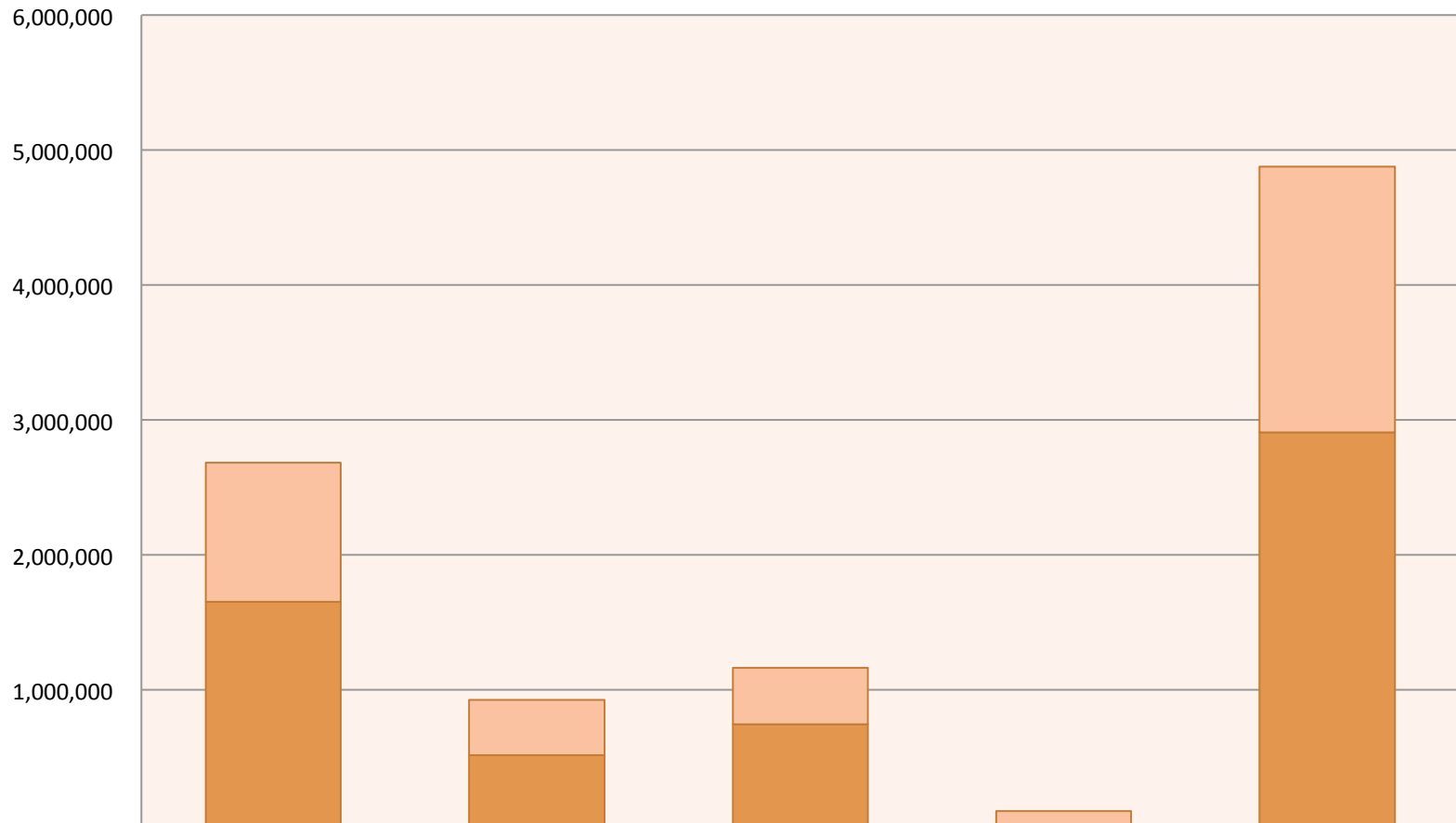


GENERAL FUND FY 10 11 AS OF JUNE 30, 2011



	TOTAL INSTRUCTION	TOTAL SUPPORT SERVICES	TOTAL TRANSFER	TOTAL OTHER	TOTAL GENERAL FUND
TOTAL UNCOMMITTED	1,950,981	1,012,502	25,000	750,000	3,738,482
TOTAL COMMITTED	12,954,716	7,493,235	307,850	-	20,755,802

SPECIAL REVENUE FUND FY 10 11 AS OF JUNE 30, 2011



TOTAL UNCOMMITTED

1,033,694

412,983

421,750

99,000

1,967,427

TOTAL COMMITTED

1,650,797

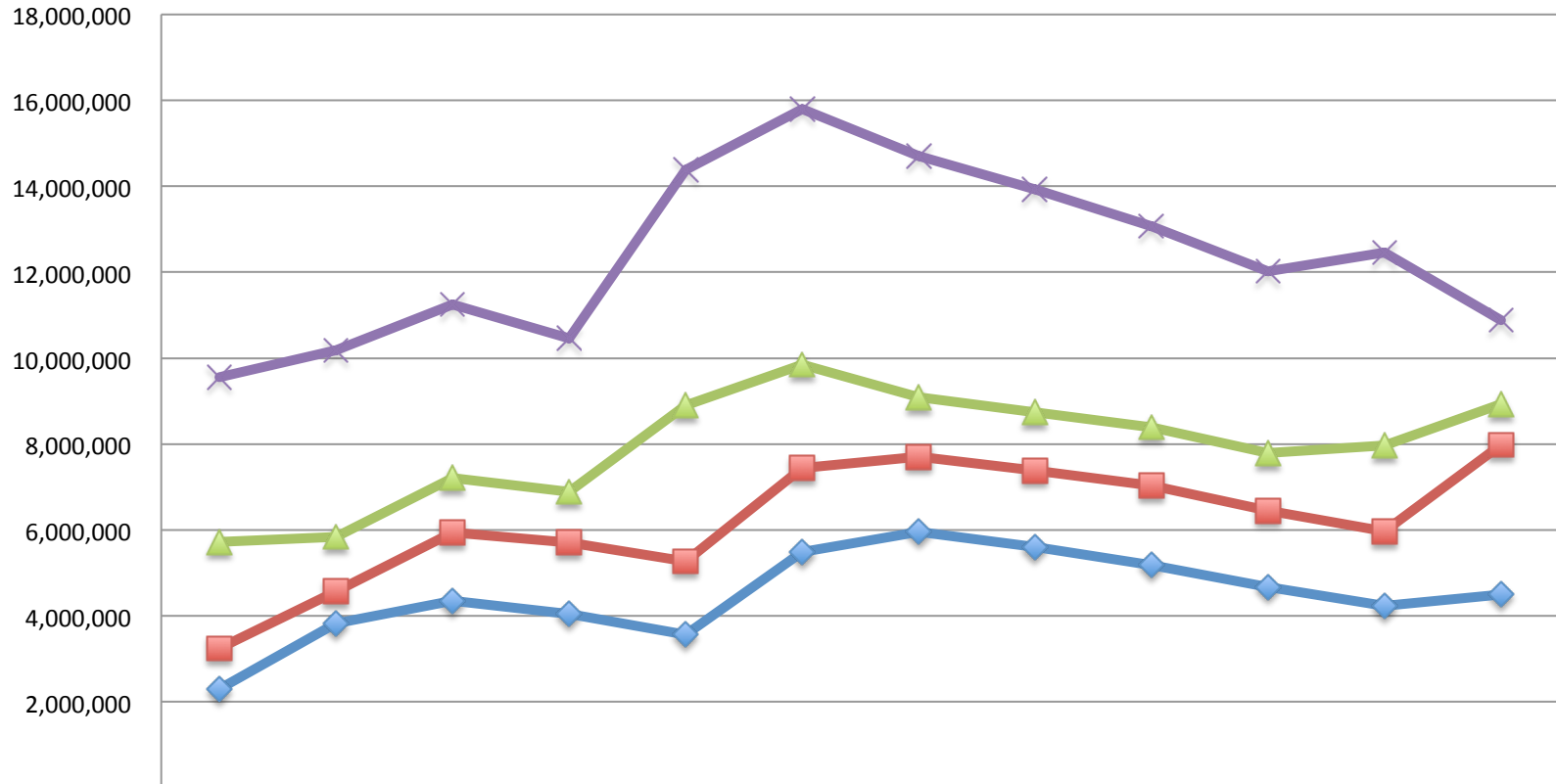
513,243

743,047

-

2,907,087

CASH FLOW PROJECTION PRE AUDIT FY 10-11



	July	August	September	October	November	December	January	February	March	April	May	June
Ending Fund Balance	3,831,167	4,357,338	4,038,584	3,565,728	5,492,309	5,953,988	5,605,481	5,182,524	4,673,729	4,234,125	4,493,825	1,960,680
Total Resources	2,477,040	1,264,242	1,265,837	1,189,764	3,628,510	2,410,380	1,396,332	1,359,622	1,350,167	1,338,554	1,993,954	949,508
Total Expenditures	945,873	738,070	1,584,591	1,662,620	1,701,929	1,948,701	1,744,840	1,782,578	1,858,962	1,778,158	1,734,254	3,482,653
Beginning Fund Balance	2,300,000	3,831,167	4,357,338	4,038,584	3,565,728	5,492,309	5,953,988	5,605,481	5,182,524	4,673,729	4,234,125	4,493,825