

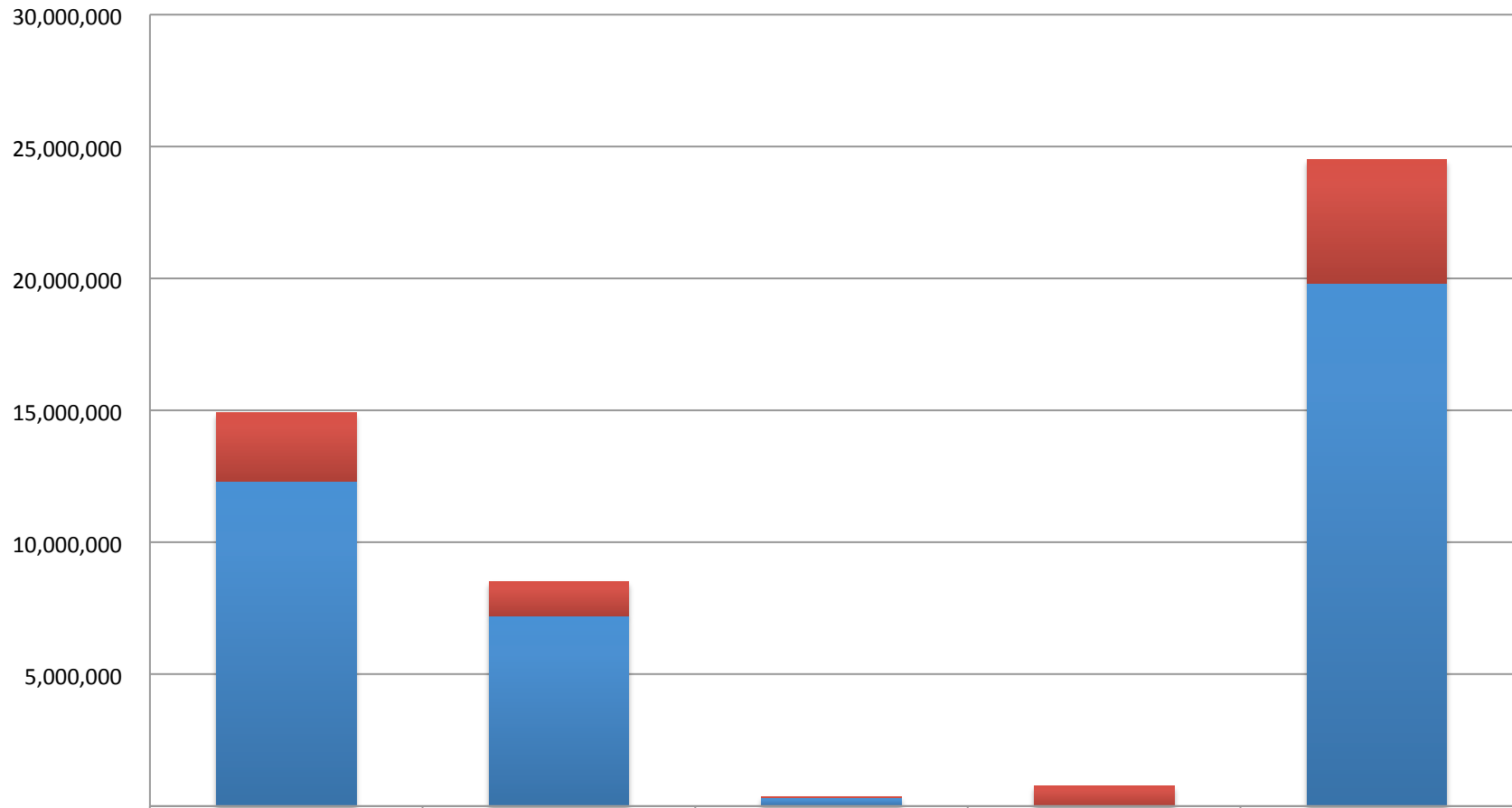
Estacada School District
Board of Directors

Financial Report

JULY 14, 2011

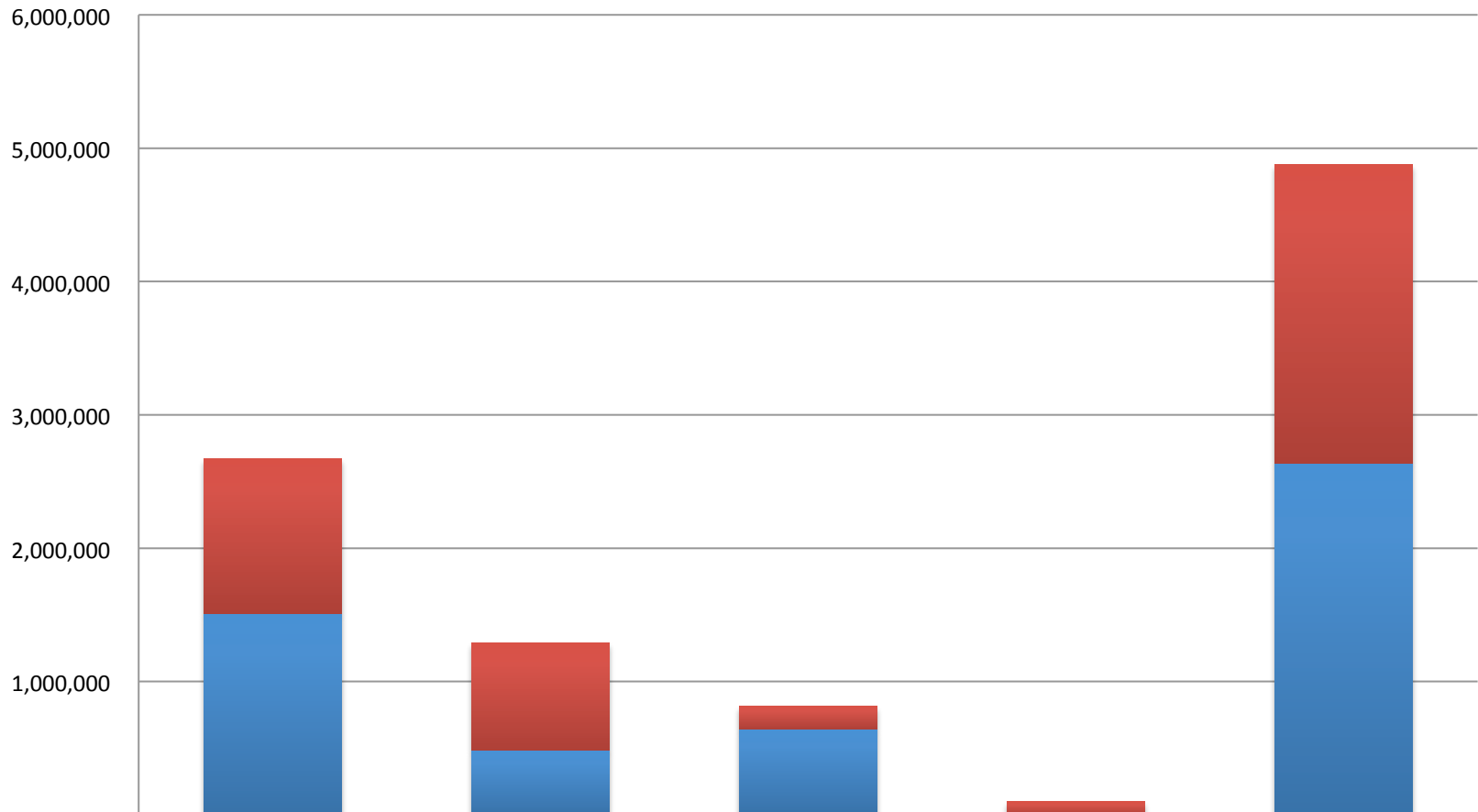


GENERAL FUND FY 10 11 AS OF MAY 31, 2011



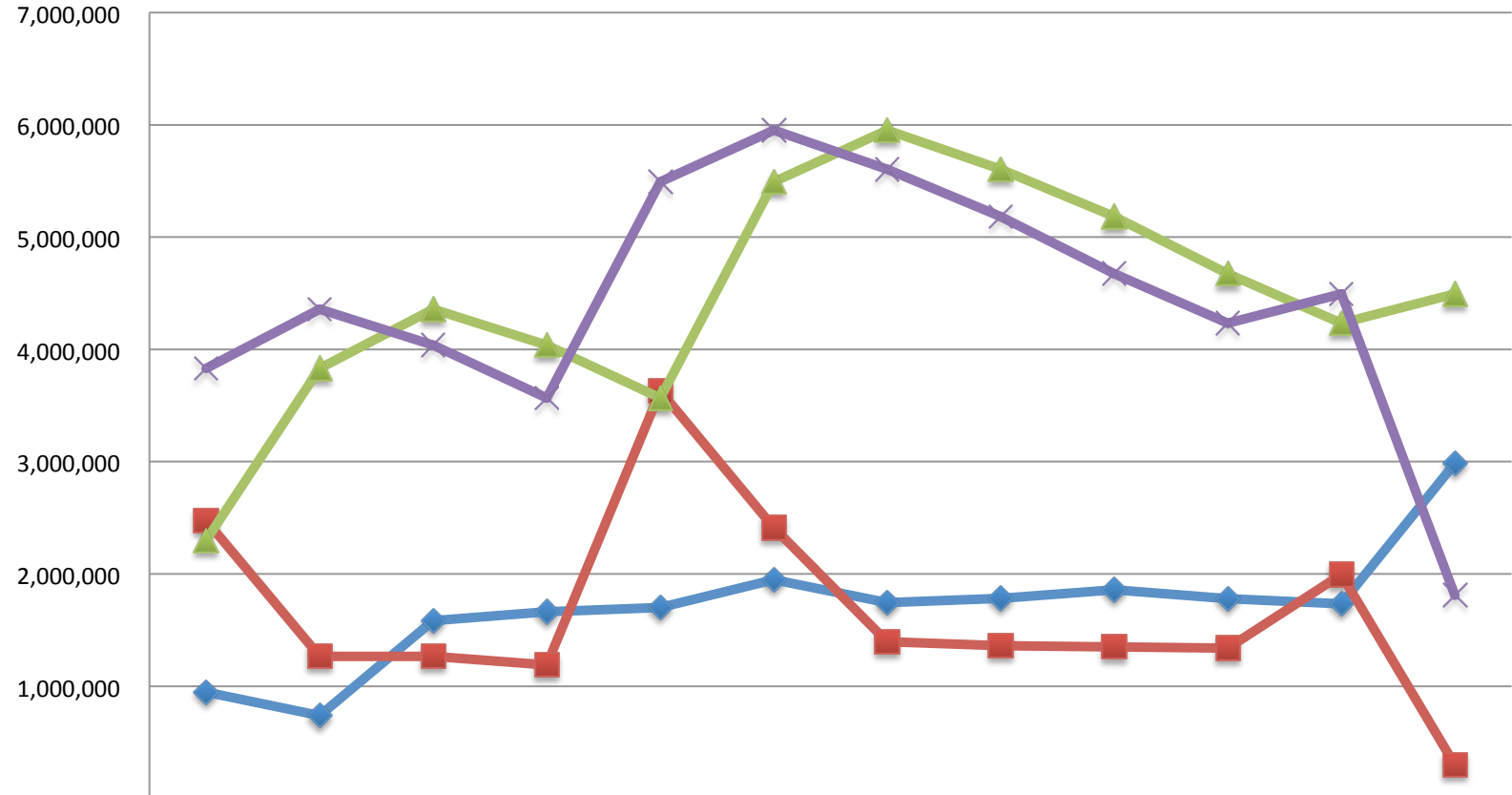
■ Total Uncommitted	2,606,118	1,284,533	25,000	750,000	\$4,665,651
■ Total Committed	12,299,579	7,221,204	307,850	-	\$19,828,633

SPECIAL REVENUE FY 10/11 AS OF MAY 31, 2011



	TOTAL INSTRUCTION	TOTAL SUPPORT SERVICES	TOTAL ENTERPRISE SERVICES	TOTAL OTHER USES	TOTAL SPECIAL REVENUE FUNDS
Total Uncommitted	1,157,062	808,846	169,434	99,000	\$2,234,342
Total Committed	1,511,429	483,380	645,363	-	\$2,640,172

CASH FLOW PROJECTION THROUGH MAY 31, 2011



	July	August	September	October	November	December	January	February	March	April	May	Projected June
◆ Total Expenditures	945,873	738,070	1,584,591	1,662,620	1,701,929	1,948,701	1,744,840	1,782,578	1,858,962	1,778,158	1,734,254	2,985,241
■ Total Resources	2,477,040	1,264,242	1,265,837	1,189,764	3,628,510	2,410,380	1,396,332	1,359,622	1,350,167	1,338,554	1,993,954	300,000
▲ Beginning Fund Balance	2,300,000	3,831,167	4,357,338	4,038,584	3,565,728	5,492,309	5,953,988	5,605,481	5,182,524	4,673,729	4,234,125	4,493,825
× Ending Fund Balance	3,831,167	4,357,338	4,038,584	3,565,728	5,492,309	5,953,988	5,605,481	5,182,524	4,673,729	4,234,125	4,493,825	1,808,585