



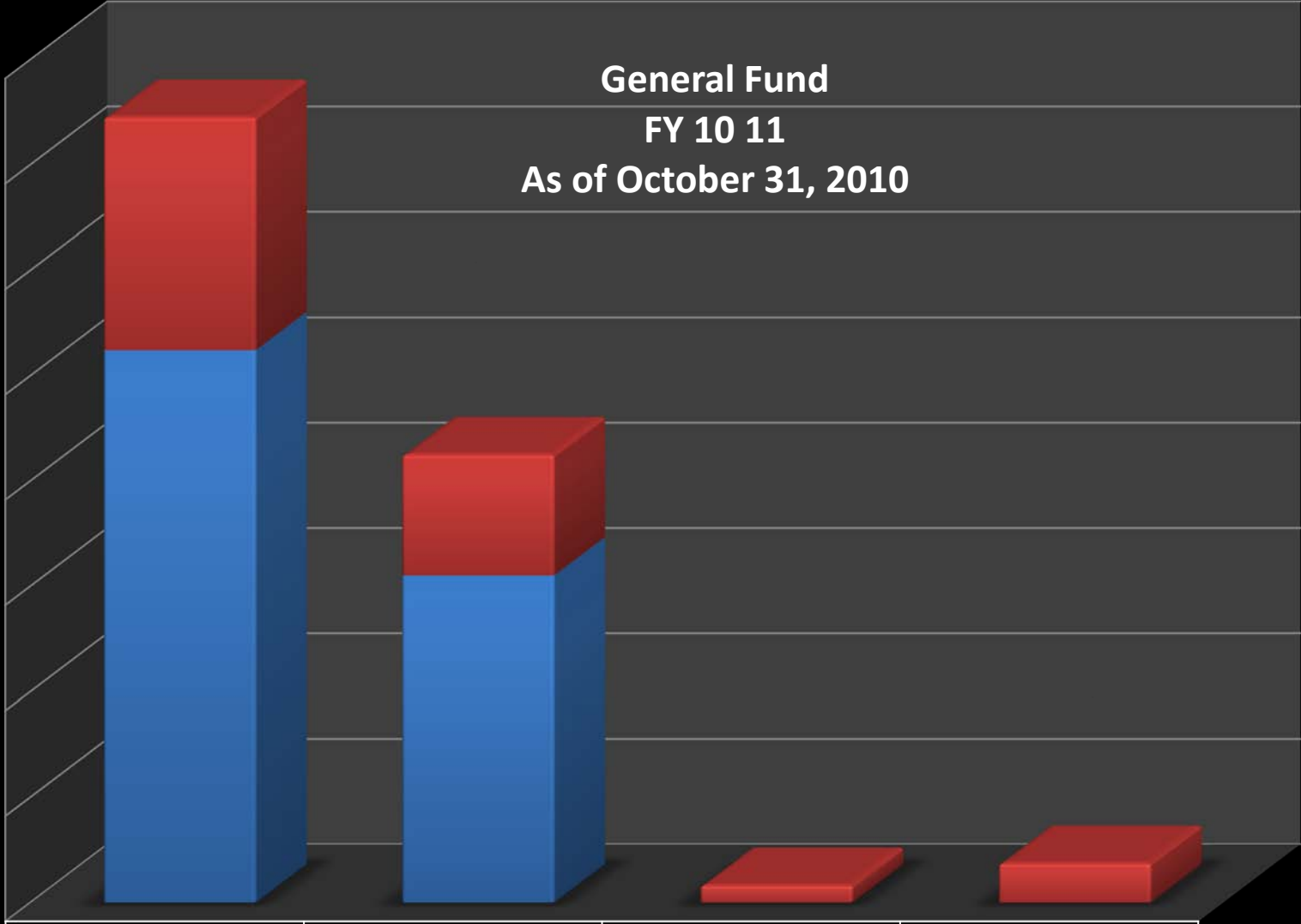
---

**ESTACADA SCHOOL DISTRICT  
BOARD OF DIRECTORS  
FINANCIAL REPORT  
DECEMBER 8, 2010**

Prepared by:  
Business Services  
(503) 630-6871 ext. 2902

**General Fund  
FY 10 11  
As of October 31, 2010**

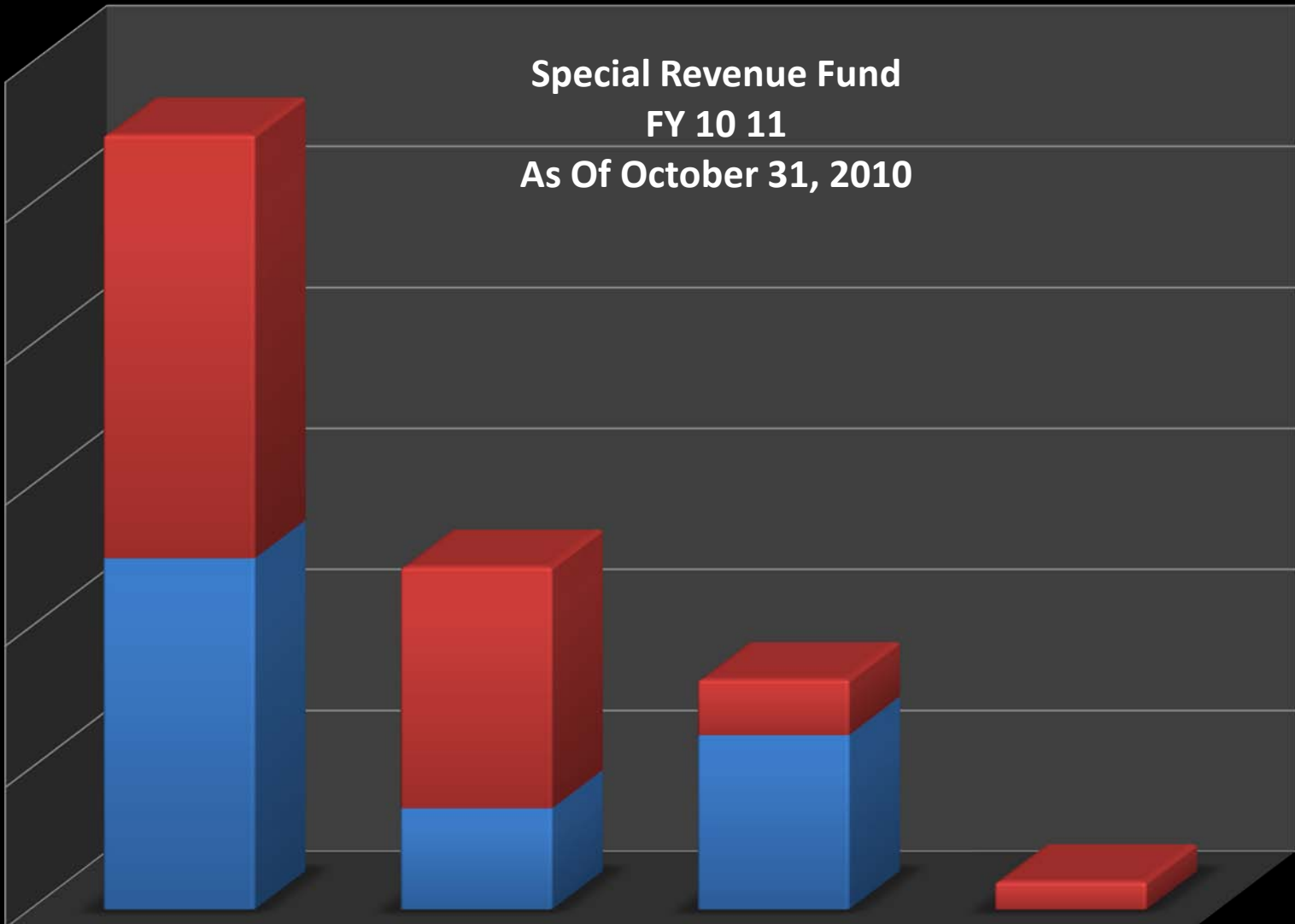
16,000,000.00  
14,000,000.00  
12,000,000.00  
10,000,000.00  
8,000,000.00  
6,000,000.00  
4,000,000.00  
2,000,000.00  
-



	TOTAL INSTRUCTION	TOTAL SUPPORT SERVICES	TOTAL TRANSFERS	TOTOAL CONTINGENCY
■ UNCOMMITTED	4,420,783.51	2,301,815.09	332,850.00	750,000.00
■ COMMITTED	10,484,913.49	6,203,921.91	-	-

**Special Revenue Fund  
FY 10 11  
As Of October 31, 2010**

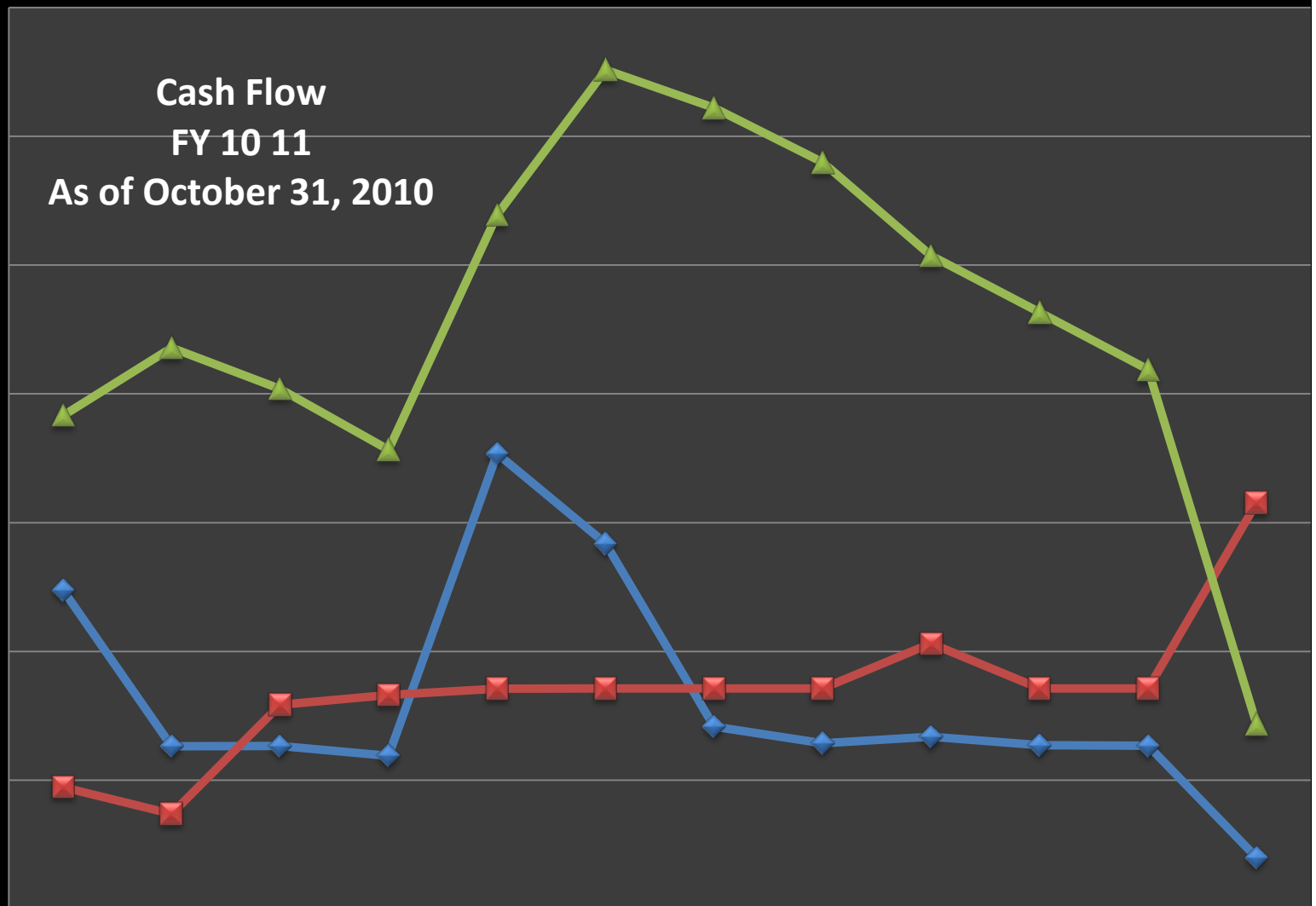
3,000,000.00  
2,500,000.00  
2,000,000.00  
1,500,000.00  
1,000,000.00  
500,000.00  
-



	TOTAL INSTRUCTION	TOTAL SUPPORT SERVICES	TOTAL ENTERPRISE SERVICES	Total Cash Carried Over
UNCOMMITTED	1,502,280.37	855,709.79	195,989.78	99,000.00
COMMITTED	1,244,521.34	358,605.50	618,807.22	-

**Cash Flow  
FY 10 11  
As of October 31, 2010**

7,000,000  
6,000,000  
5,000,000  
4,000,000  
3,000,000  
2,000,000  
1,000,000  
-



	July	August	September	October	Projected November	Projected December	Projected January	Projected February	Projected March	Projected April	Projected May	Projected June
◆ Total Resources	2,477,040	1,264,242	1,265,837	1,189,764	3,536,844	2,836,844	1,416,844	1,286,844	1,336,844	1,271,844	1,266,844	400,000
■ Total Expenditures	945,873	738,070	1,584,591	1,662,620	1,711,240	1,711,500	1,711,500	1,711,500	2,061,500	1,711,500	1,711,500	3,152,500
▲ Ending Fund Balance	3,831,167	4,357,338	4,038,584	3,565,728	5,391,332	6,516,676	6,222,020	5,797,364	5,072,708	4,633,052	4,188,396	1,435,896